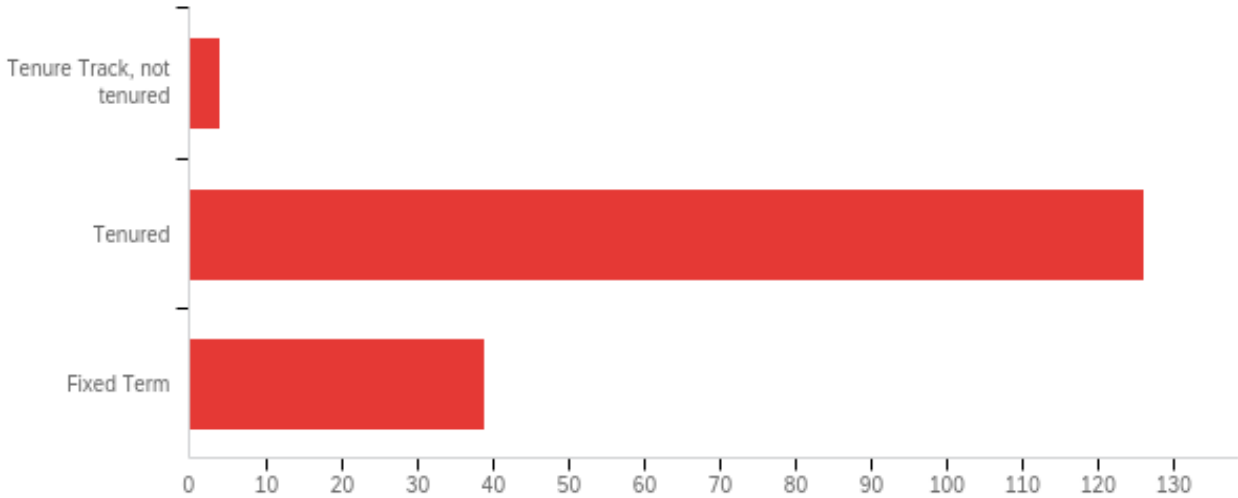


Survey report: Faculty aged 60 and above who are scheduled to teach undergraduate students in Fall 2020

Faculty survey about returning to teach on campus

June 2020

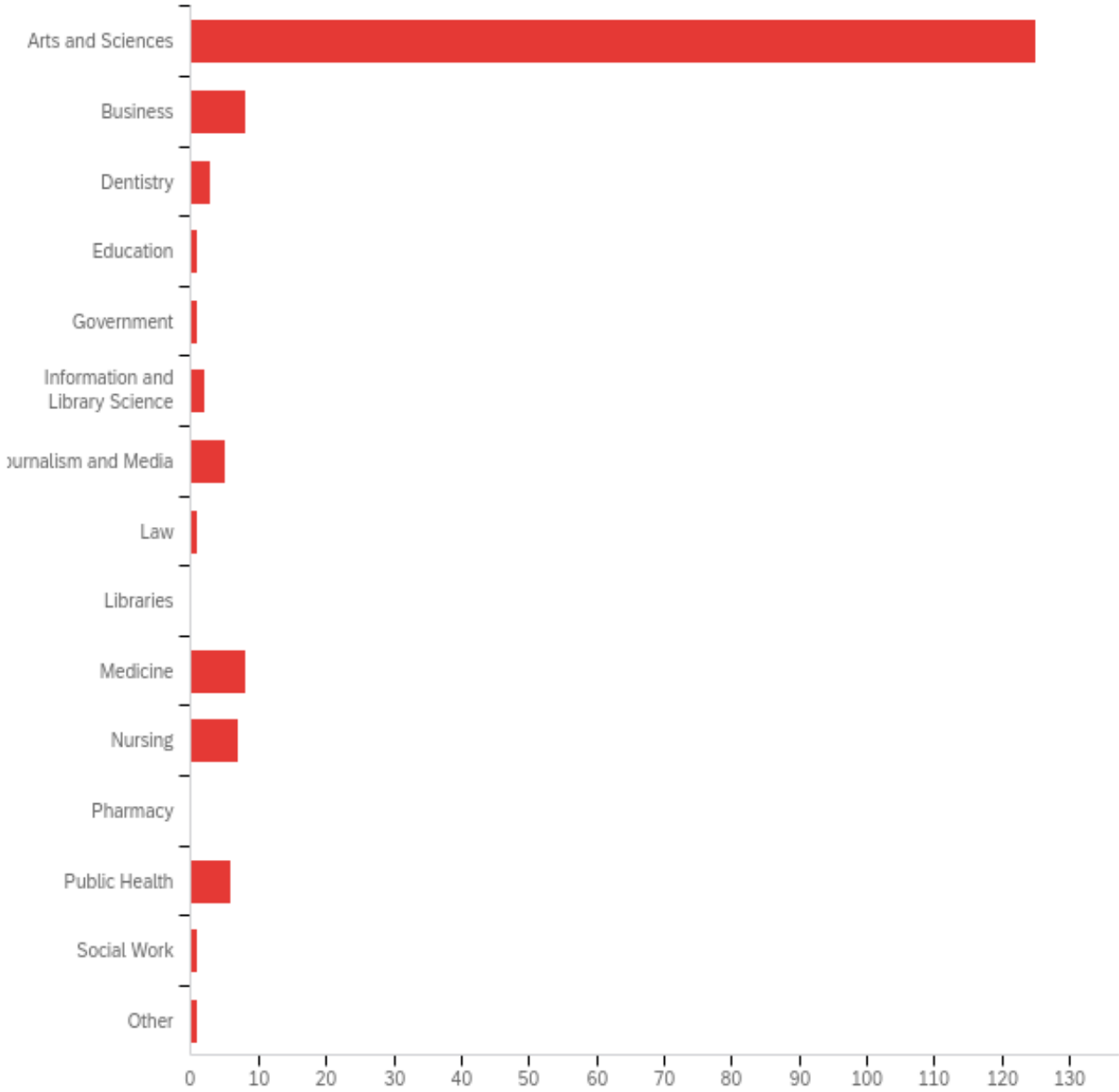
Q1 - My faculty status is:



#	Field	Minimum	Maximum	Mean	Std Deviation	Variance	Count
1	My faculty status is:	1.00	3.00	2.21	0.46	0.21	169

#	Answer	%	Count
1	Tenure Track, not tenured	2.37%	4
2	Tenured	74.56%	126
3	Fixed Term	23.08%	39
	Total	100%	169

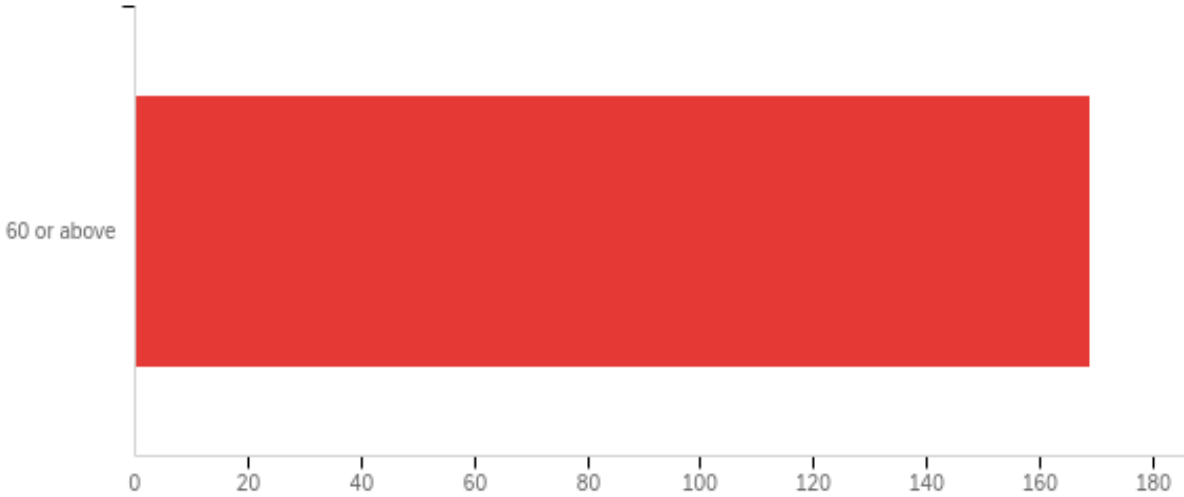
Q2 - My primary academic affiliation is in:



#	Field	Minimum	Maximum	Mean	Std Deviation	Variance	Count
1	My primary academic affiliation is in:	1.00	15.00	2.83	3.72	13.82	169

#	Answer	%	Count
1	Arts and Sciences	73.96%	125
2	Business	4.73%	8
3	Dentistry	1.78%	3
4	Education	0.59%	1
5	Government	0.59%	1
6	Information and Library Science	1.18%	2
7	Journalism and Media	2.96%	5
8	Law	0.59%	1
9	Libraries	0.00%	0
10	Medicine	4.73%	8
11	Nursing	4.14%	7
12	Pharmacy	0.00%	0
13	Public Health	3.55%	6
14	Social Work	0.59%	1
15	Other	0.59%	1
	Total	100%	169

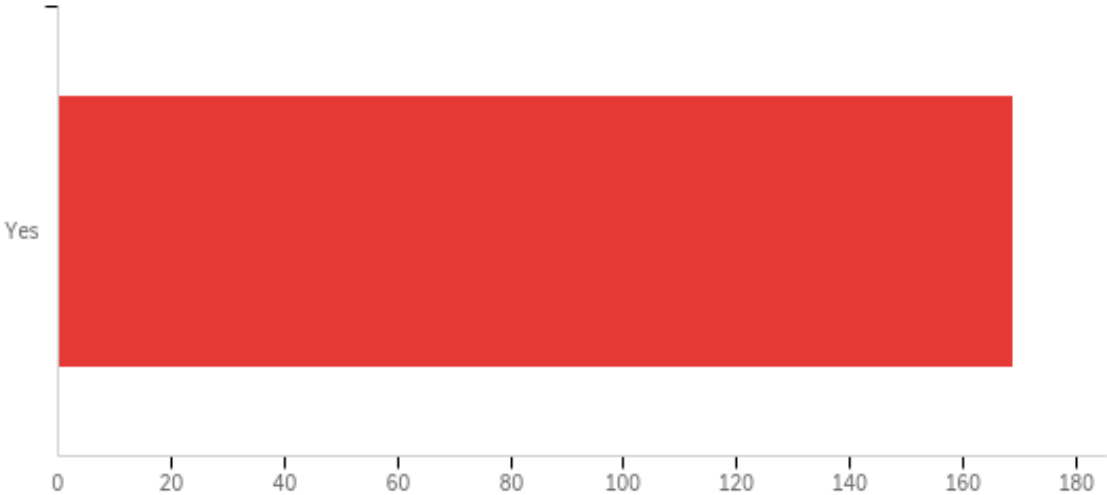
Q3 - My age is:



#	Field	Minimum	Maximum	Mean	Std Deviation	Variance	Count
1	My age is:	1.00	1.00	1.00	0.00	0.00	169

#	Answer	%	Count
1	60 or above	100.00%	169
	Total	100%	169

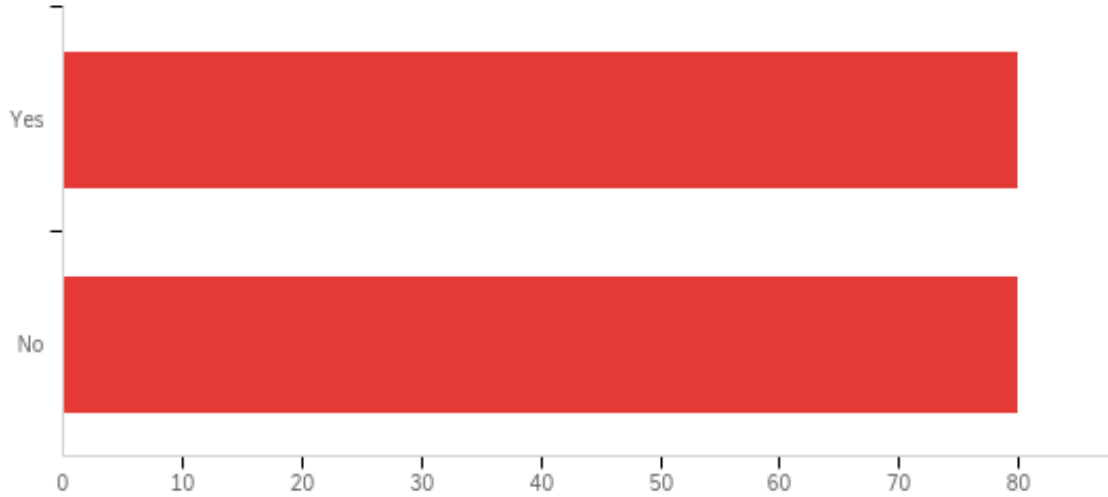
Q4 - I am scheduled to teach undergraduate students in the Fall of 2020.



#	Field	Minimum	Maximum	Mean	Std Deviation	Variance	Count
1	I am scheduled to teach undergraduate students in the Fall of 2020.	1.00	1.00	1.00	0.00	0.00	169

#	Answer	%	Count
1	Yes	100.00%	169
	Total	100%	169

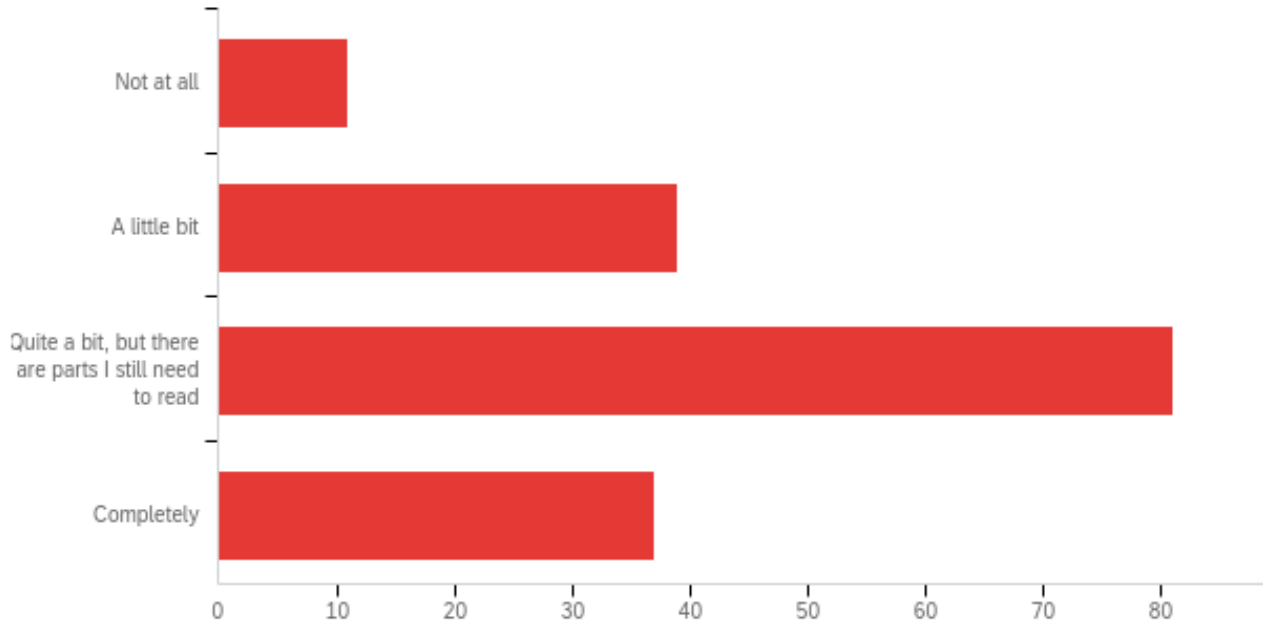
Q5 - I am scheduled to teach graduate or professional students in the Fall of 2020.



#	Field	Minimum	Maximum	Mean	Std Deviation	Variance	Count
1	I am scheduled to teach graduate or professional students in the Fall of 2020.	1.00	2.00	1.50	0.50	0.25	160

#	Answer	%	Count
1	Yes	50.00%	80
2	No	50.00%	80
	Total	100%	160

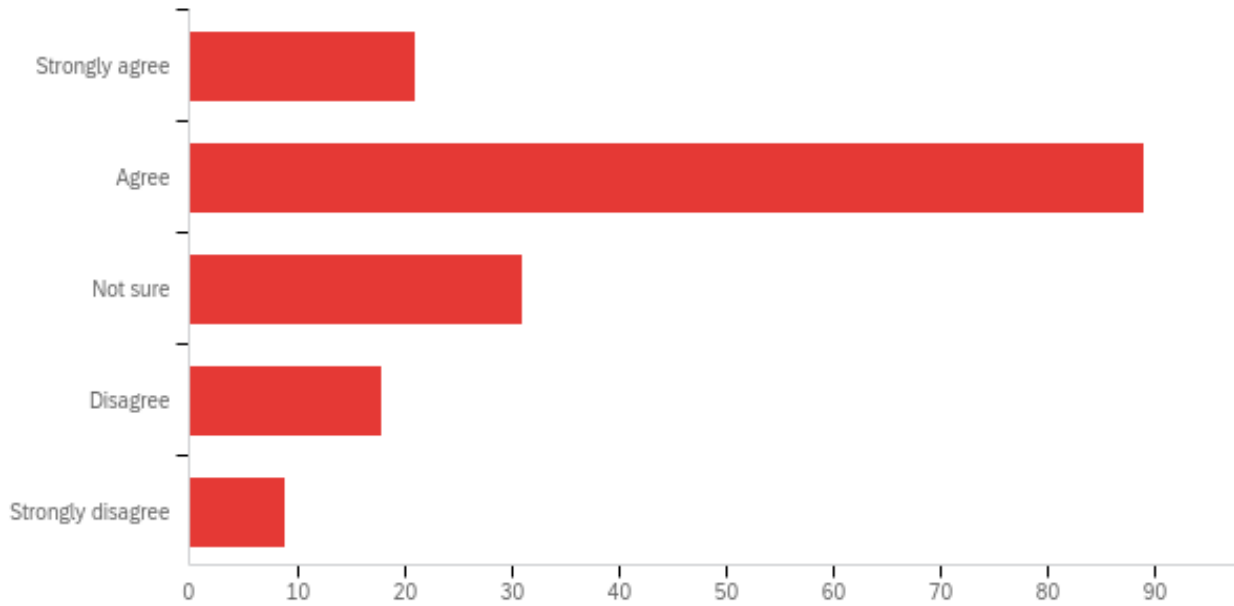
Q6 - I have reviewed the Carolina Together website.



#	Field	Minimum	Maximum	Mean	Std Deviation	Variance	Count
1	I have reviewed the Carolina Together website.	1.00	4.00	2.86	0.83	0.69	168

#	Answer	%	Count
1	Not at all	6.55%	11
2	A little bit	23.21%	39
3	Quite a bit, but there are parts I still need to read	48.21%	81
4	Completely	22.02%	37
	Total	100%	168

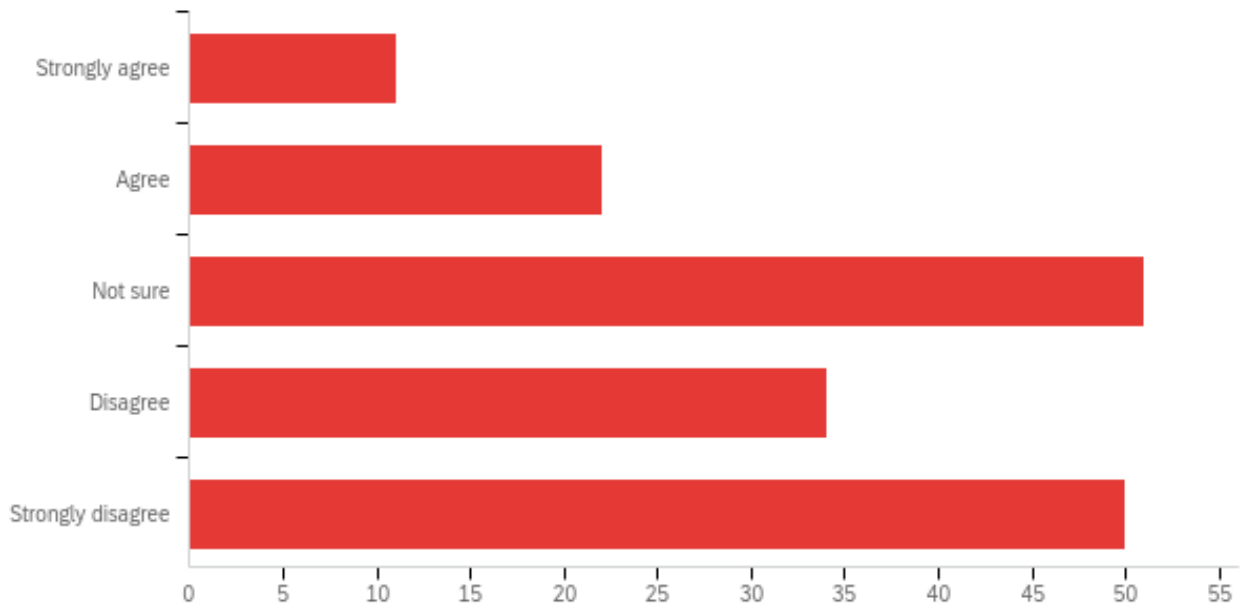
Q7 - I understand what safety precautions are planned for face-to-face teaching in the Fall of 2020.



#	Field	Minimum	Maximum	Mean	Std Deviation	Variance	Count
1	I understand what safety precautions are planned for face-to-face teaching in the Fall of 2020.	1.00	5.00	2.43	1.02	1.03	168

#	Answer	%	Count
1	Strongly agree	12.50%	21
2	Agree	52.98%	89
3	Not sure	18.45%	31
4	Disagree	10.71%	18
5	Strongly disagree	5.36%	9
	Total	100%	168

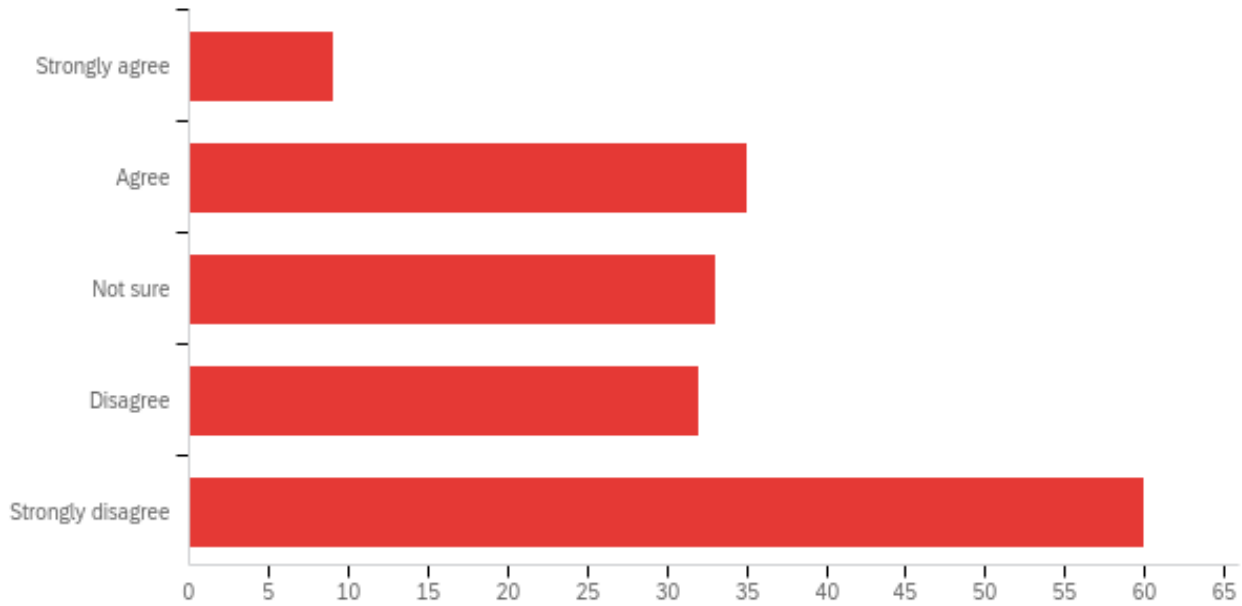
Q8 - I believe the safety precautions that are planned for face-to-face teaching in the Fall of 2020 will reasonably protect me from getting COVID-19.



#	Field	Minimum	Maximum	Mean	Std Deviation	Variance	Count
1	I believe the safety precautions that are planned for face-to-face teaching in the Fall of 2020 will reasonably protect me from getting COVID-19.	1.00	5.00	3.54	1.22	1.50	168

#	Answer	%	Count
1	Strongly agree	6.55%	11
2	Agree	13.10%	22
3	Not sure	30.36%	51
4	Disagree	20.24%	34
5	Strongly disagree	29.76%	50
	Total	100%	168

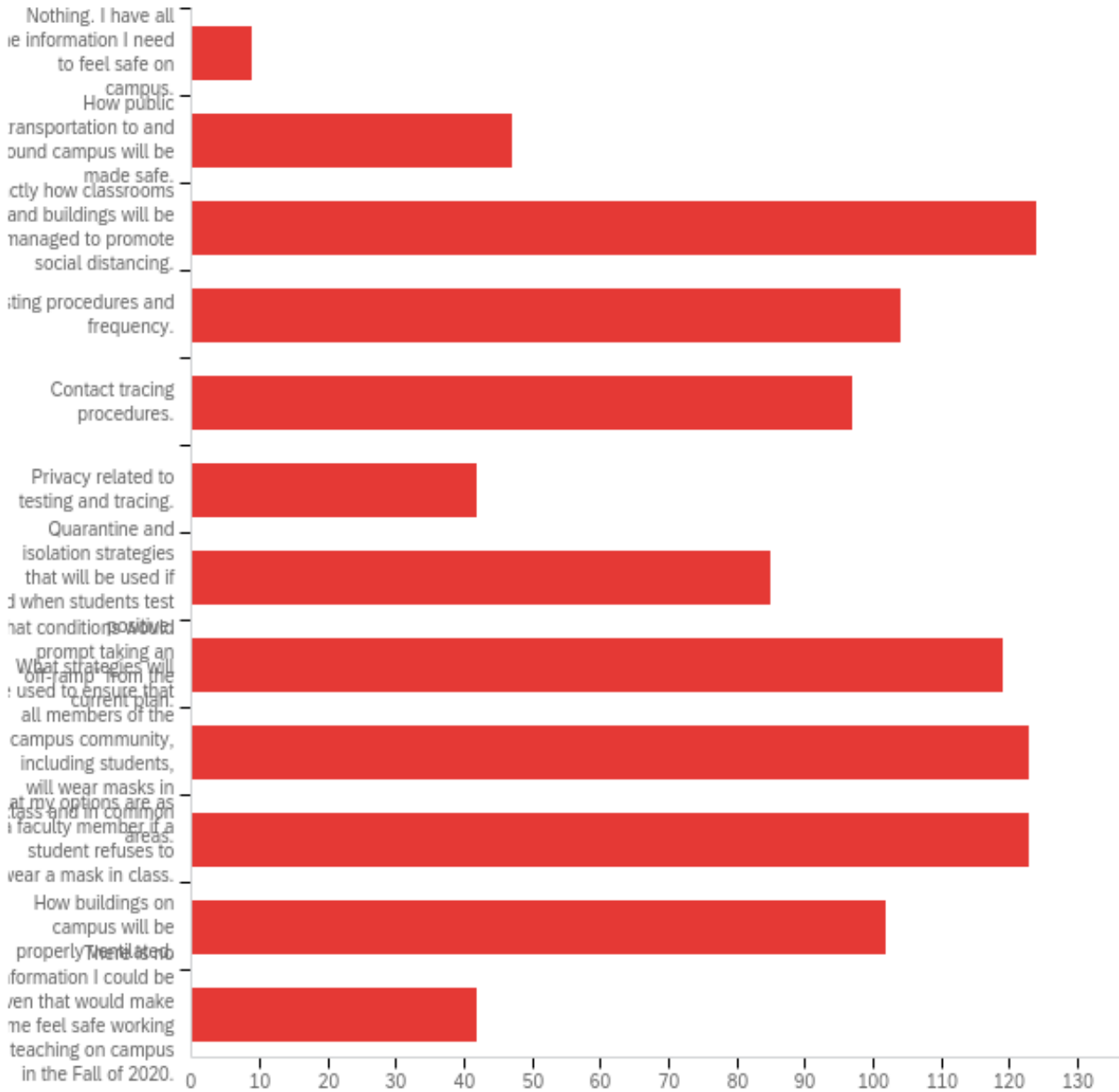
Q9 - I am comfortable teaching on campus in the Fall of 2020 given the safety precautions that are described on the Carolina Together website.



#	Field	Minimum	Maximum	Mean	Std Deviation	Variance	Count
1	I am comfortable teaching on campus in the Fall of 2020 given the safety precautions that are described on the Carolina Together website.	1.00	5.00	3.59	1.30	1.69	169

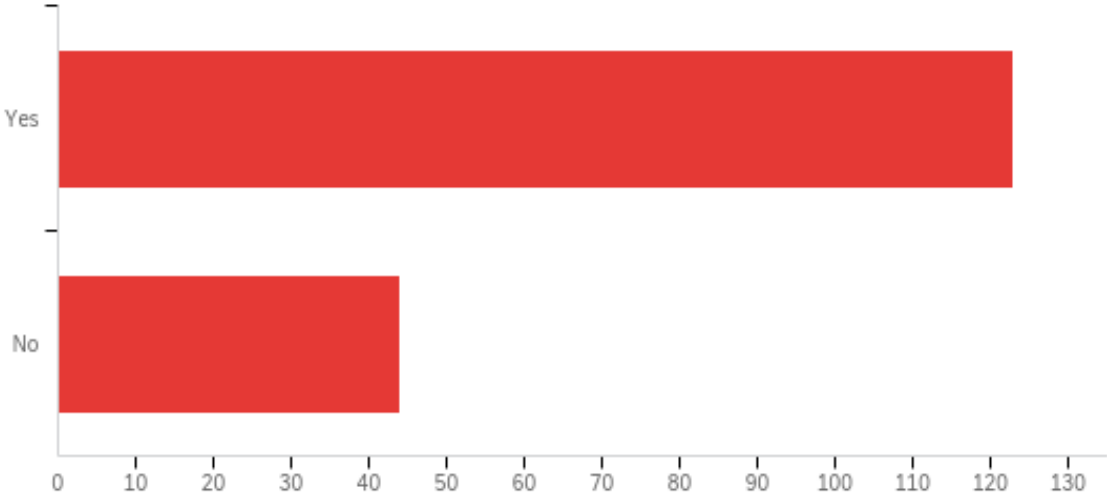
#	Answer	%	Count
1	Strongly agree	5.33%	9
2	Agree	20.71%	35
3	Not sure	19.53%	33
4	Disagree	18.93%	32
5	Strongly disagree	35.50%	60
	Total	100%	169

Q10 - In order to feel safe being back on campus to teach, I need more information about: (Select all that apply)



#	Answer	%	Count
1	Nothing. I have all the information I need to feel safe on campus.	0.88%	9
2	How public transportation to and around campus will be made safe.	4.62%	47
3	Exactly how classrooms and buildings will be managed to promote social distancing.	12.19%	124
4	Testing procedures and frequency.	10.23%	104
5	Contact tracing procedures.	9.54%	97
6	Privacy related to testing and tracing.	4.13%	42
7	Quarantine and isolation strategies that will be used if and when students test positive.	8.36%	85
8	What conditions would prompt taking an "off-ramp" from the current plan.	11.70%	119
9	What strategies will be used to ensure that all members of the campus community, including students, will wear masks in class and in common areas.	12.09%	123
10	What my options are as a faculty member if a student refuses to wear a mask in class.	12.09%	123
11	How buildings on campus will be properly ventilated.	10.03%	102
12	There is no information I could be given that would make me feel safe working and teaching on campus in the Fall of 2020.	4.13%	42
	Total	100%	1017

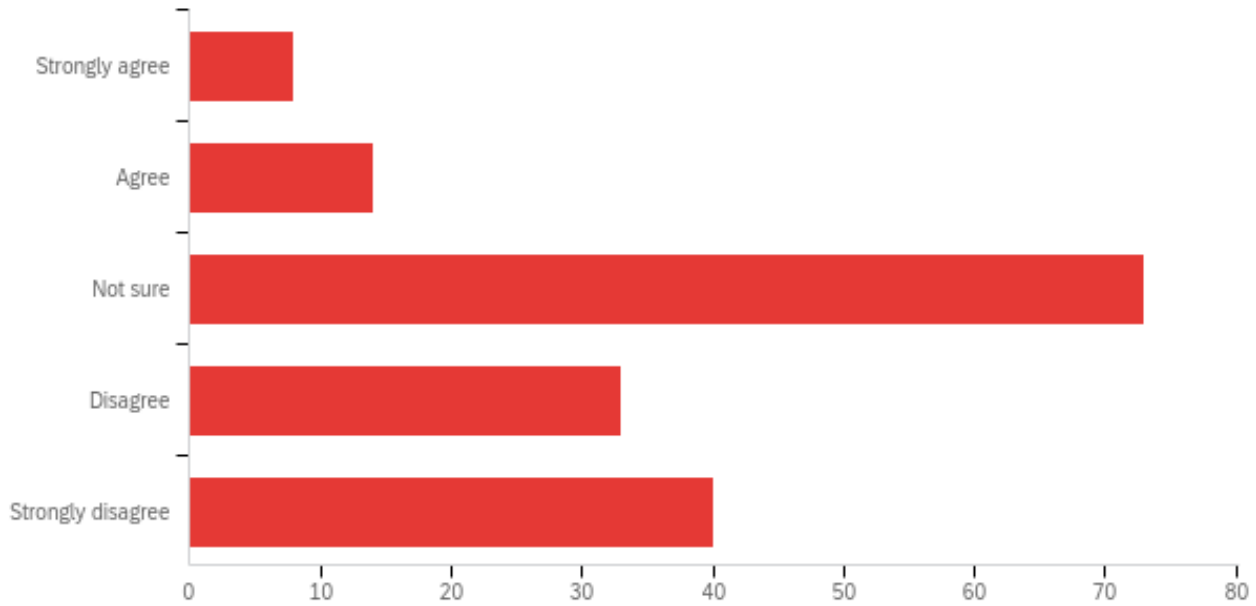
Q11 - I would like to hear directly from the infectious disease and public health experts that the administration has been consulting in a forum that includes a chance for questions and answers.



#	Field	Minimum	Maximum	Mean	Std Deviation	Variance	Count
1	I would like to hear directly from the infectious disease and public health experts that the administration has been consulting in a forum that includes a chance for questions and answers.	1.00	2.00	1.26	0.44	0.19	167

#	Answer	%	Count
1	Yes	73.65%	123
2	No	26.35%	44
	Total	100%	167

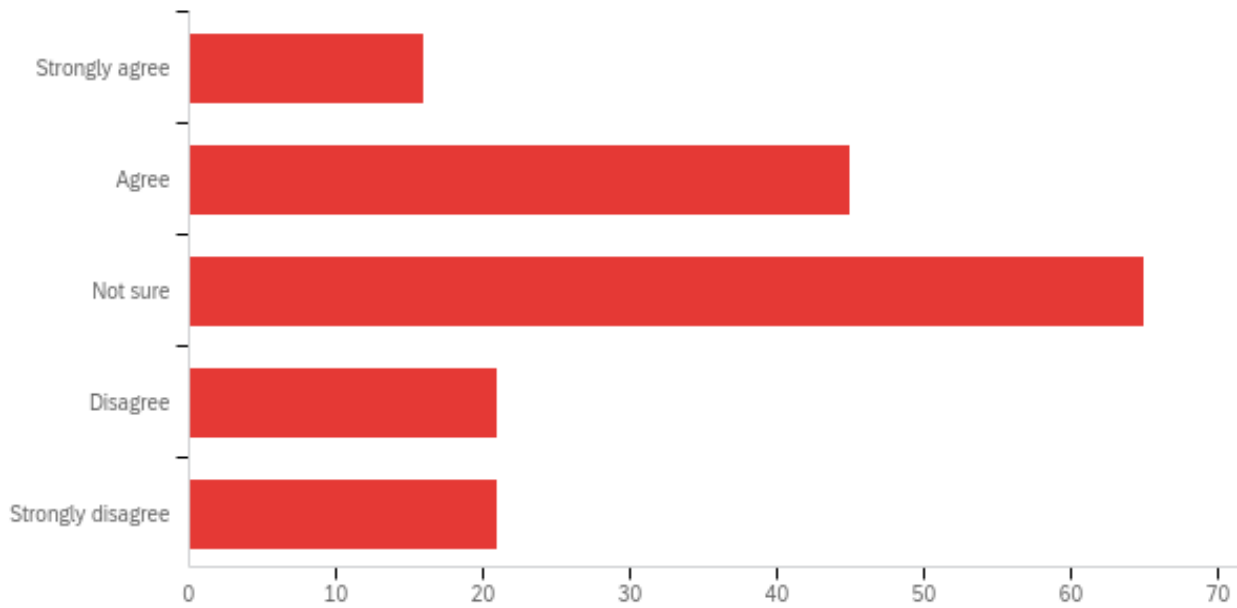
Q12 - I believe the safety of graduate and professional students who interact directly with undergraduates through teaching has been adequately considered.



#	Field	Minimum	Maximum	Mean	Std Deviation	Variance	Count
1	I believe the safety of graduate and professional students who interact directly with undergraduates through teaching has been adequately considered.	1.00	5.00	3.49	1.09	1.18	168

#	Answer	%	Count
1	Strongly agree	4.76%	8
2	Agree	8.33%	14
3	Not sure	43.45%	73
4	Disagree	19.64%	33
5	Strongly disagree	23.81%	40
	Total	100%	168

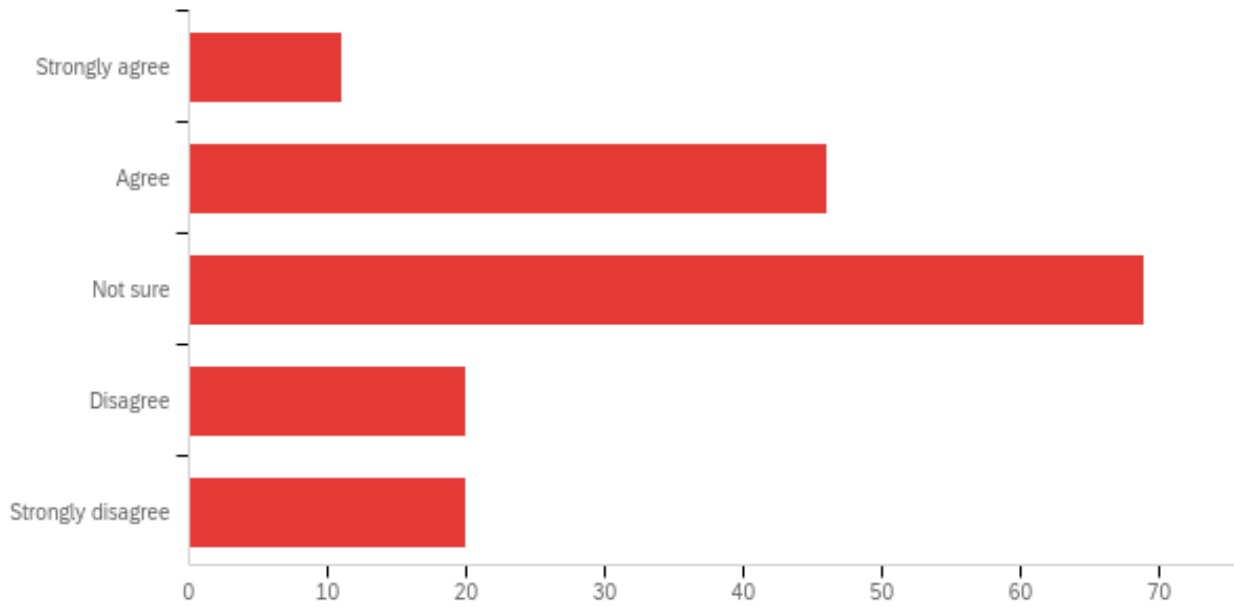
Q13 - I believe I will have enough flexibility to teach in ways that will keep me safe from COVID-19.



#	Field	Minimum	Maximum	Mean	Std Deviation	Variance	Count
1	I believe I will have enough flexibility to teach in ways that will keep me safe from COVID-19.	1.00	5.00	2.92	1.13	1.27	168

#	Answer	%	Count
1	Strongly agree	9.52%	16
2	Agree	26.79%	45
3	Not sure	38.69%	65
4	Disagree	12.50%	21
5	Strongly disagree	12.50%	21
	Total	100%	168

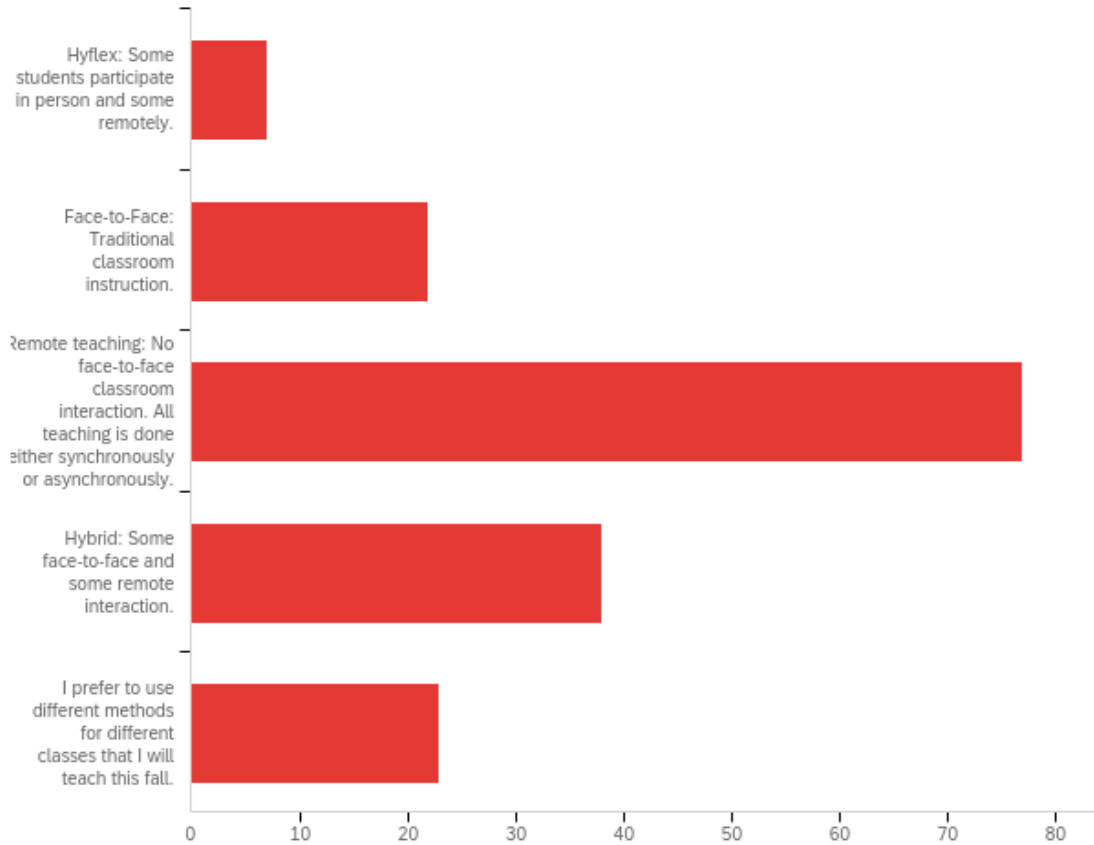
Q14 - I believe I will be able to influence whether I teach on campus in the Fall of 2020.



#	Field	Minimum	Maximum	Mean	Std Deviation	Variance	Count
1	I believe I will be able to influence whether I teach on campus in the Fall of 2020.	1.00	5.00	2.95	1.07	1.14	166

#	Answer	%	Count
1	Strongly agree	6.63%	11
2	Agree	27.71%	46
3	Not sure	41.57%	69
4	Disagree	12.05%	20
5	Strongly disagree	12.05%	20
	Total	100%	166

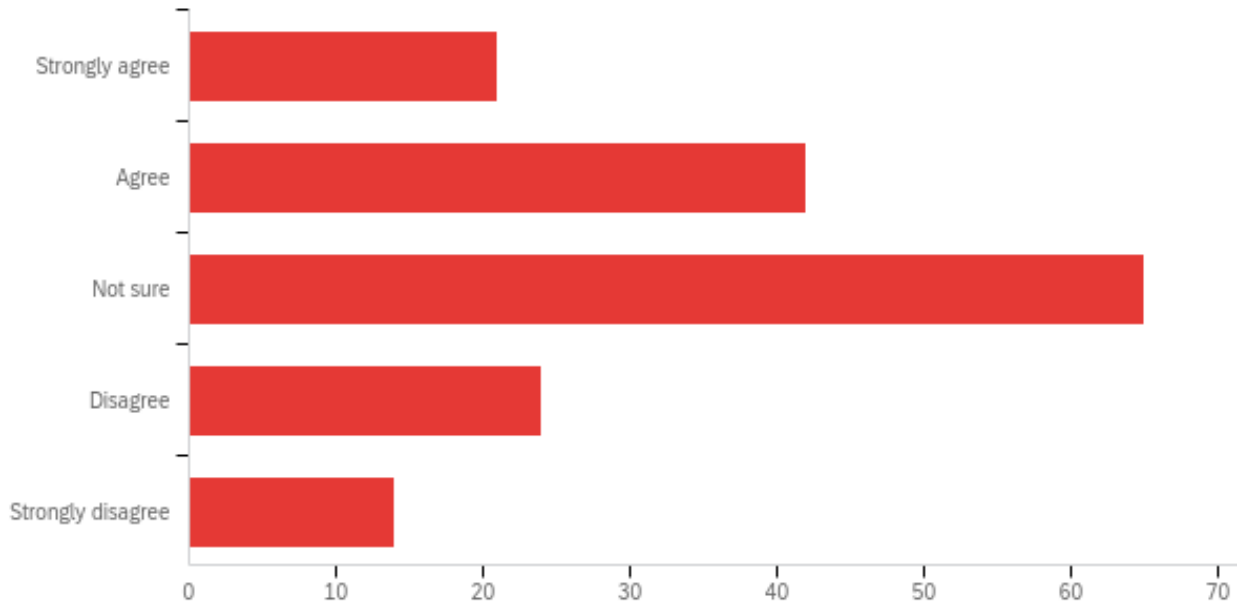
Q15 - The teaching method I most prefer to use this fall is:



#	Field	Minimum	Maximum	Mean	Std Deviation	Variance	Count
1	The teaching method I most prefer to use this fall is:	1.00	5.00	3.29	1.00	1.00	167

#	Answer	%	Count
1	Hyflex: Some students participate in person and some remotely.	4.19%	7
2	Face-to-Face: Traditional classroom instruction.	13.17%	22
3	Remote teaching: No face-to-face classroom interaction. All teaching is done either synchronously or asynchronously.	46.11%	77
4	Hybrid: Some face-to-face and some remote interaction.	22.75%	38
5	I prefer to use different methods for different classes that I will teach this fall.	13.77%	23
	Total	100%	167

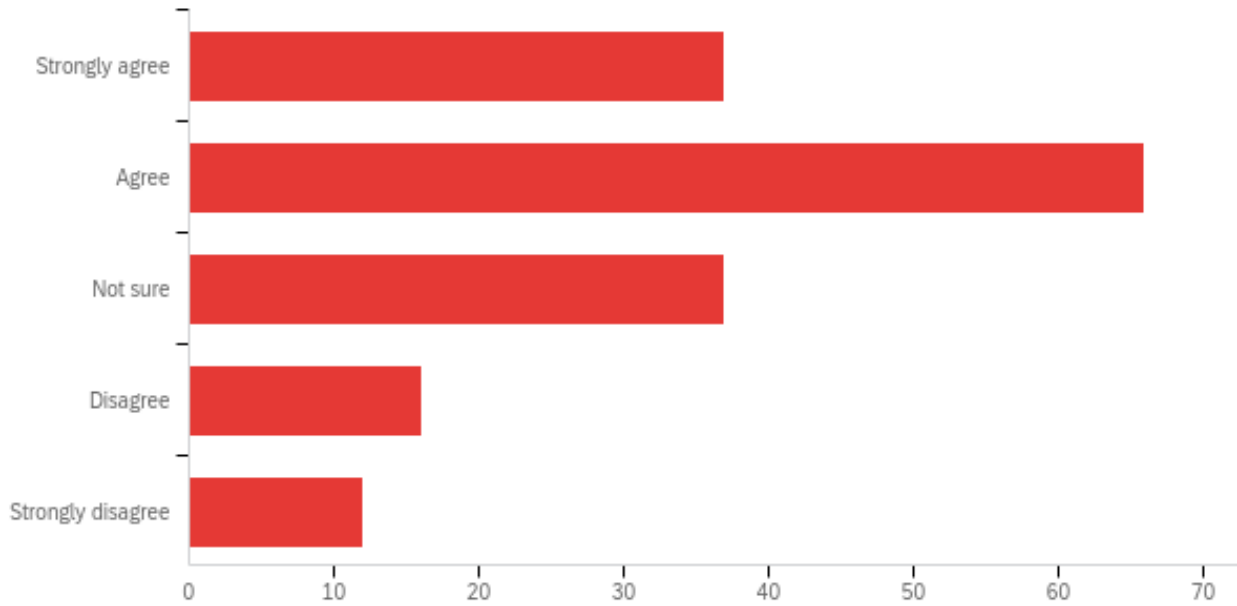
Q16 - I believe I will be able to choose the teaching methods that are most pedagogically sound for the courses I will be teaching.



#	Field	Minimum	Maximum	Mean	Std Deviation	Variance	Count
1	I believe I will be able to choose the teaching methods that are most pedagogically sound for the courses I will be teaching.	1.00	5.00	2.81	1.10	1.20	166

#	Answer	%	Count
1	Strongly agree	12.65%	21
2	Agree	25.30%	42
3	Not sure	39.16%	65
4	Disagree	14.46%	24
5	Strongly disagree	8.43%	14
	Total	100%	166

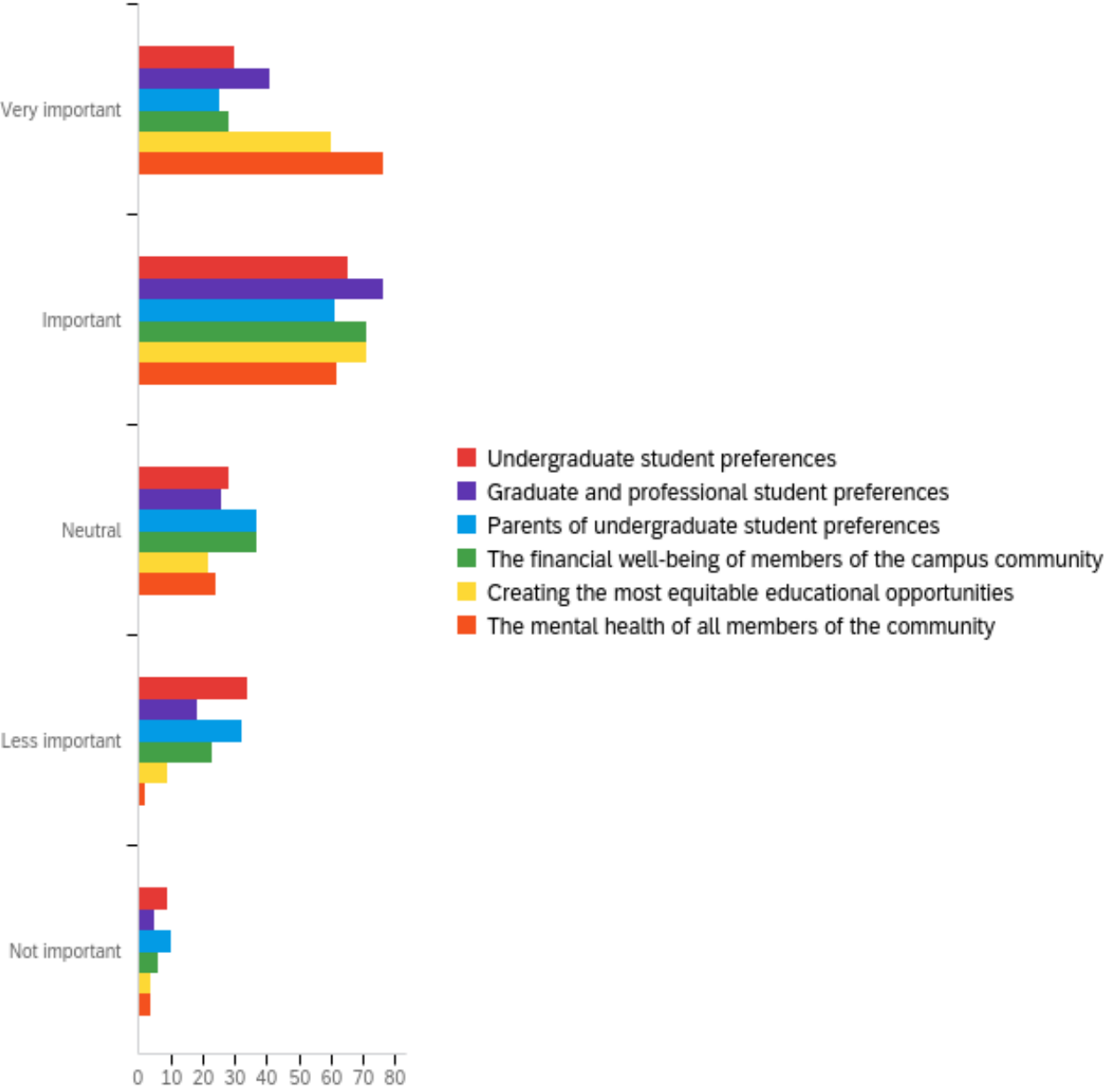
Q17 - I am comfortable negotiating with my chair or dean to make decisions about how I accomplish my research, teaching, and service obligations for the fall term.



#	Field	Minimum	Maximum	Mean	Std Deviation	Variance	Count
1	I am comfortable negotiating with my chair or dean to make decisions about how I accomplish my research, teaching, and service obligations for the fall term.	1.00	5.00	2.40	1.14	1.30	168

#	Answer	%	Count
1	Strongly agree	22.02%	37
2	Agree	39.29%	66
3	Not sure	22.02%	37
4	Disagree	9.52%	16
5	Strongly disagree	7.14%	12
	Total	100%	168

Q18 - Social distancing, hand hygiene, and mask wearing are the main tools available to minimize the risk of becoming ill from COVID-19 until effective treatments or a vaccine are available. Given that no exact time frame exists for when treatments or a vaccine will be available, please rate the extent to which the following should be considered in deciding when to re-open face-to-face instruction on campus.



#	Field	Minimum	Maximum	Mean	Std Deviation	Variance	Count
1	Undergraduate student preferences	1.00	5.00	2.56	1.16	1.34	166
2	Graduate and professional student preferences	1.00	5.00	2.22	1.03	1.06	166
3	Parents of undergraduate student preferences	1.00	5.00	2.64	1.13	1.28	165
4	The financial well-being of members of the campus community	1.00	5.00	2.44	1.04	1.08	165
5	Creating the most equitable educational opportunities	1.00	5.00	1.95	0.96	0.93	166
6	The mental health of all members of the community	1.00	5.00	1.79	0.90	0.81	168

#	Question	Very important	Important	Neutral	Less important	Not important	Total
1	Undergraduate student preferences	18.07% 30	39.16% 65	16.87% 28	20.48% 34	5.42% 9	166
2	Graduate and professional student preferences	24.70% 41	45.78% 76	15.66% 26	10.84% 18	3.01% 5	166
3	Parents of undergraduate student preferences	15.15% 25	36.97% 61	22.42% 37	19.39% 32	6.06% 10	165
4	The financial well-being of members of the campus community	16.97% 28	43.03% 71	22.42% 37	13.94% 23	3.64% 6	165
5	Creating the most equitable educational opportunities	36.14% 60	42.77% 71	13.25% 22	5.42% 9	2.41% 4	166
6	The mental health of all members of the community	45.24% 76	36.90% 62	14.29% 24	1.19% 2	2.38% 4	168