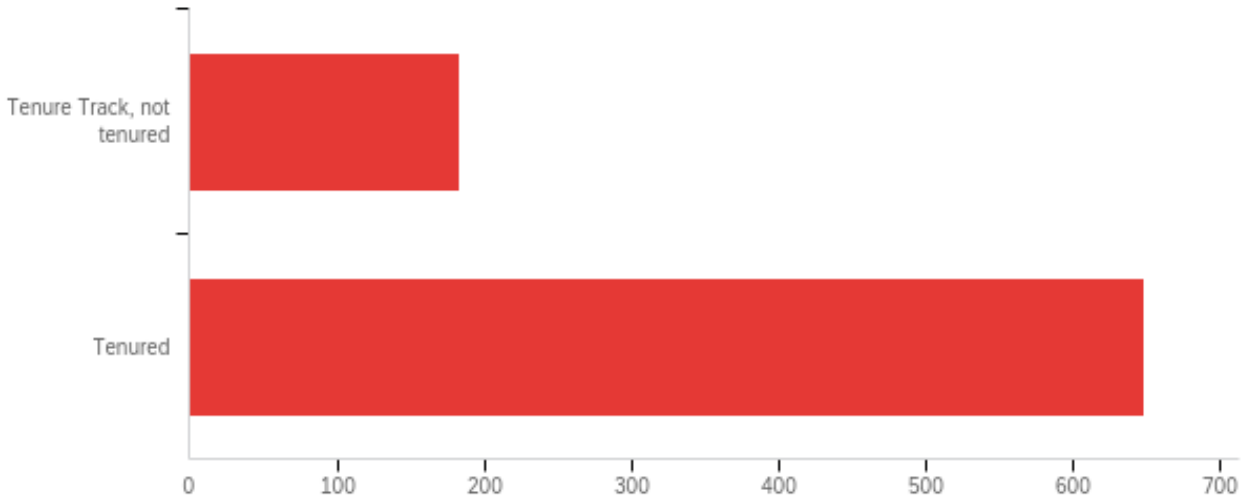


Survey report: Tenure Track and Tenured Faculty responses

Faculty survey about returning to teach on campus

June 2020

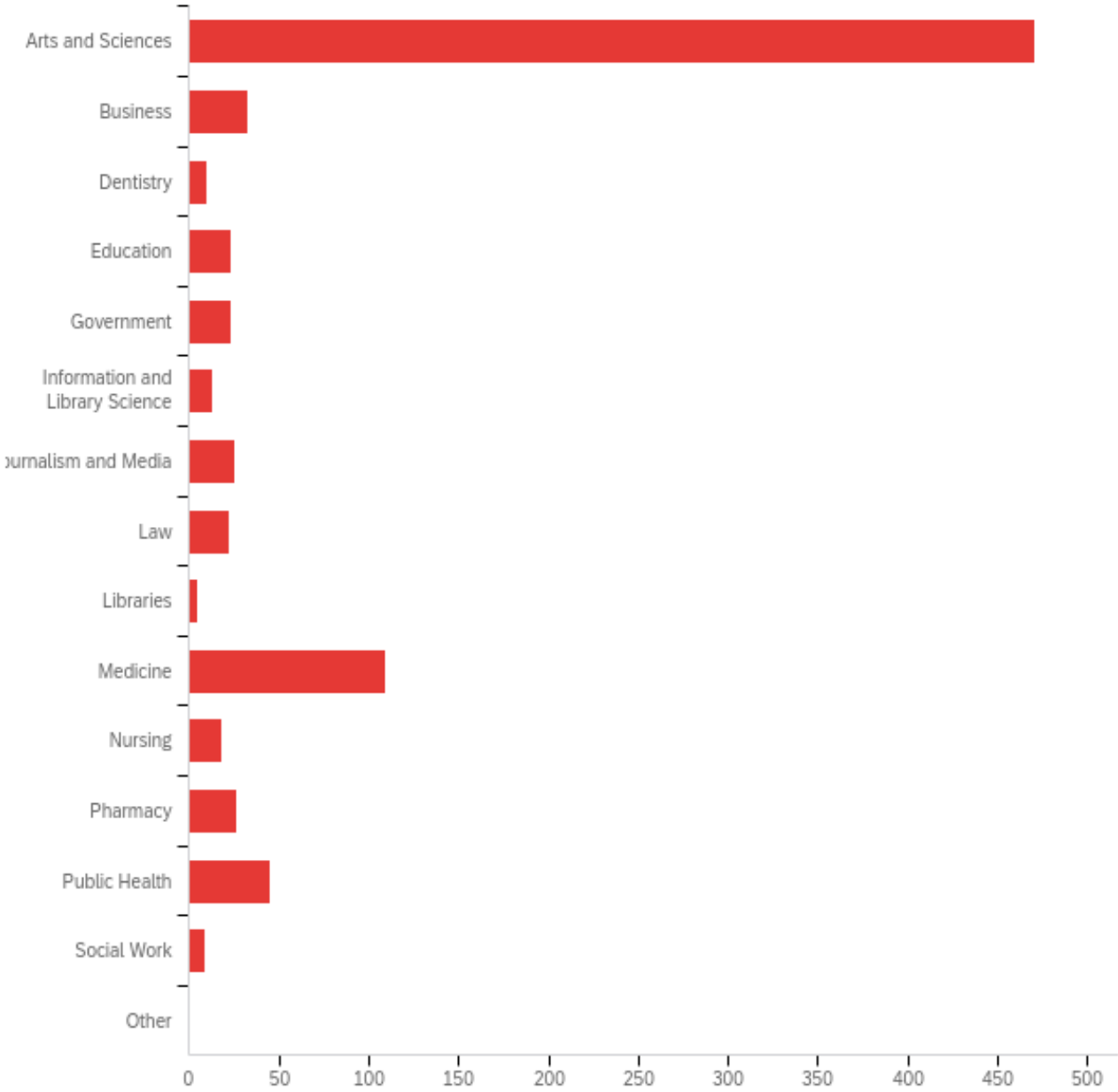
Q1 - My faculty status is:



#	Field	Minimum	Maximum	Mean	Std Deviation	Variance	Count
1	My faculty status is:	1.00	2.00	1.78	0.41	0.17	833

#	Answer	%	Count
1	Tenure Track, not tenured	22.09%	184
2	Tenured	77.91%	649
	Total	100%	833

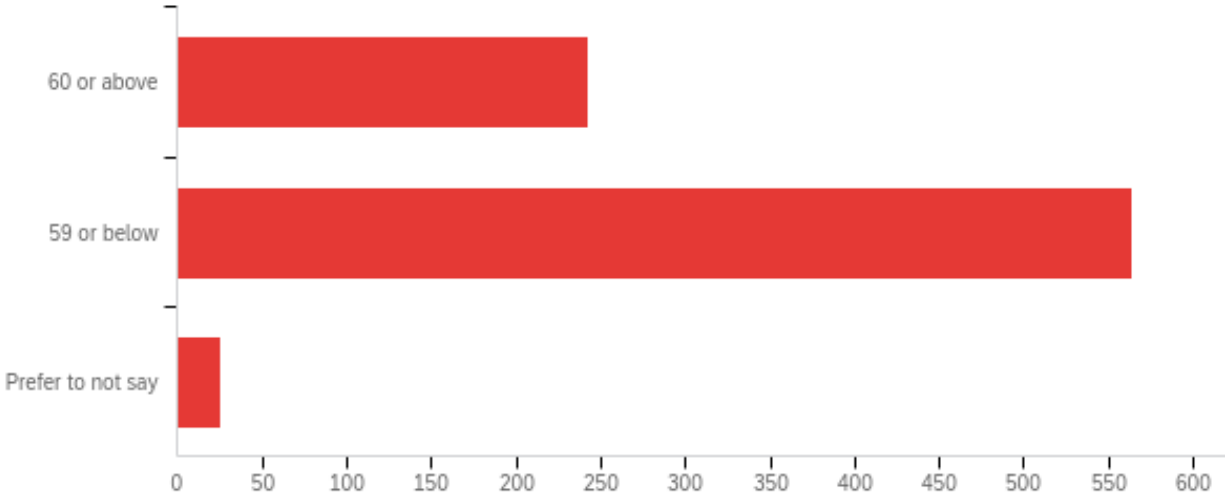
Q2 - My primary academic affiliation is in:



#	Field	Minimum	Maximum	Mean	Std Deviation	Variance	Count
1	My primary academic affiliation is in:	1.00	15.00	4.29	4.41	19.48	833

#	Answer	%	Count
1	Arts and Sciences	56.54%	471
2	Business	3.96%	33
3	Dentistry	1.20%	10
4	Education	2.76%	23
5	Government	2.76%	23
6	Information and Library Science	1.56%	13
7	Journalism and Media	3.00%	25
8	Law	2.64%	22
9	Libraries	0.60%	5
10	Medicine	13.09%	109
11	Nursing	2.16%	18
12	Pharmacy	3.12%	26
13	Public Health	5.40%	45
14	Social Work	1.08%	9
15	Other	0.12%	1
	Total	100%	833

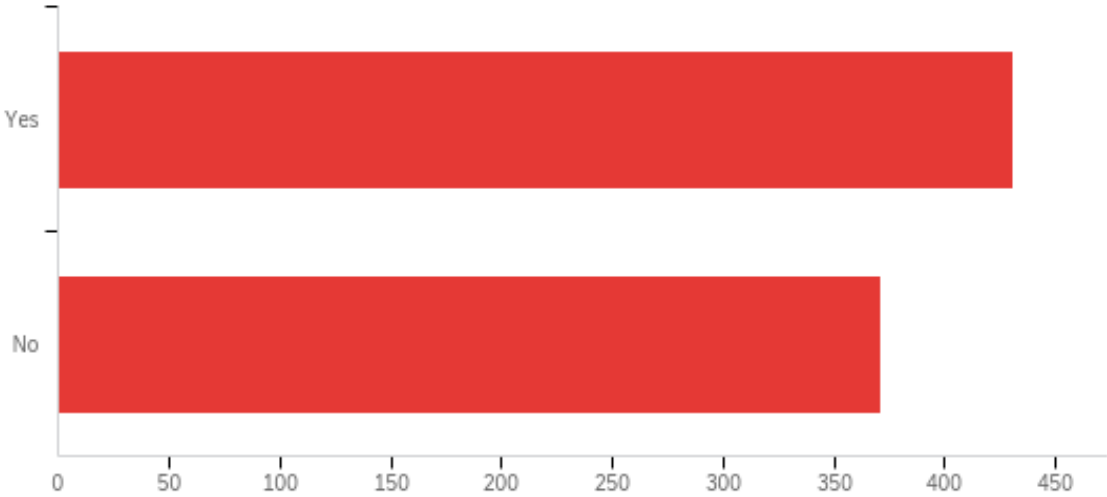
Q3 - My age is:



#	Field	Minimum	Maximum	Mean	Std Deviation	Variance	Count
1	My age is:	1.00	3.00	1.74	0.50	0.25	831

#	Answer	%	Count
1	60 or above	29.12%	242
2	59 or below	67.87%	564
3	Prefer to not say	3.01%	25
	Total	100%	831

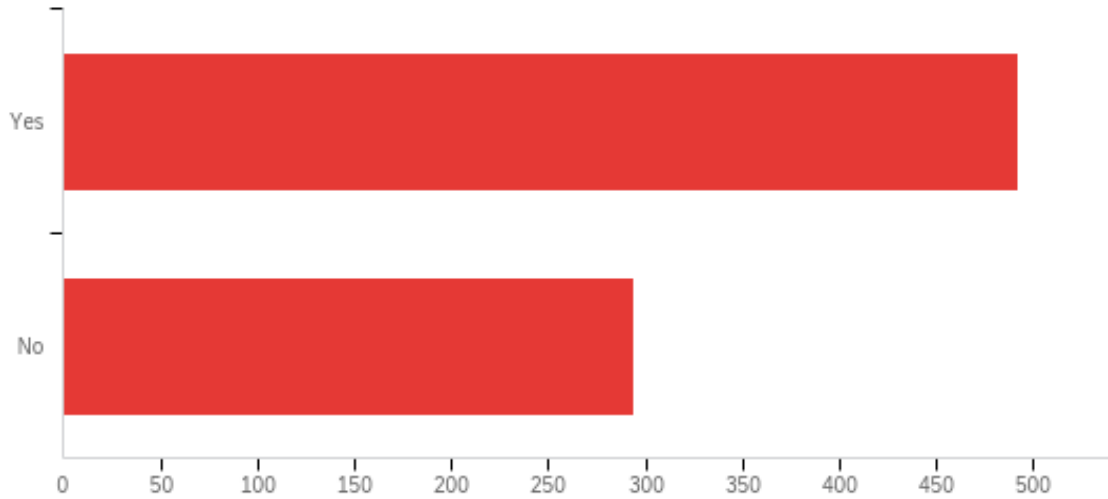
Q4 - I am scheduled to teach undergraduate students in the Fall of 2020.



#	Field	Minimum	Maximum	Mean	Std Deviation	Variance	Count
1	I am scheduled to teach undergraduate students in the Fall of 2020.	1.00	2.00	1.46	0.50	0.25	802

#	Answer	%	Count
1	Yes	53.74%	431
2	No	46.26%	371
	Total	100%	802

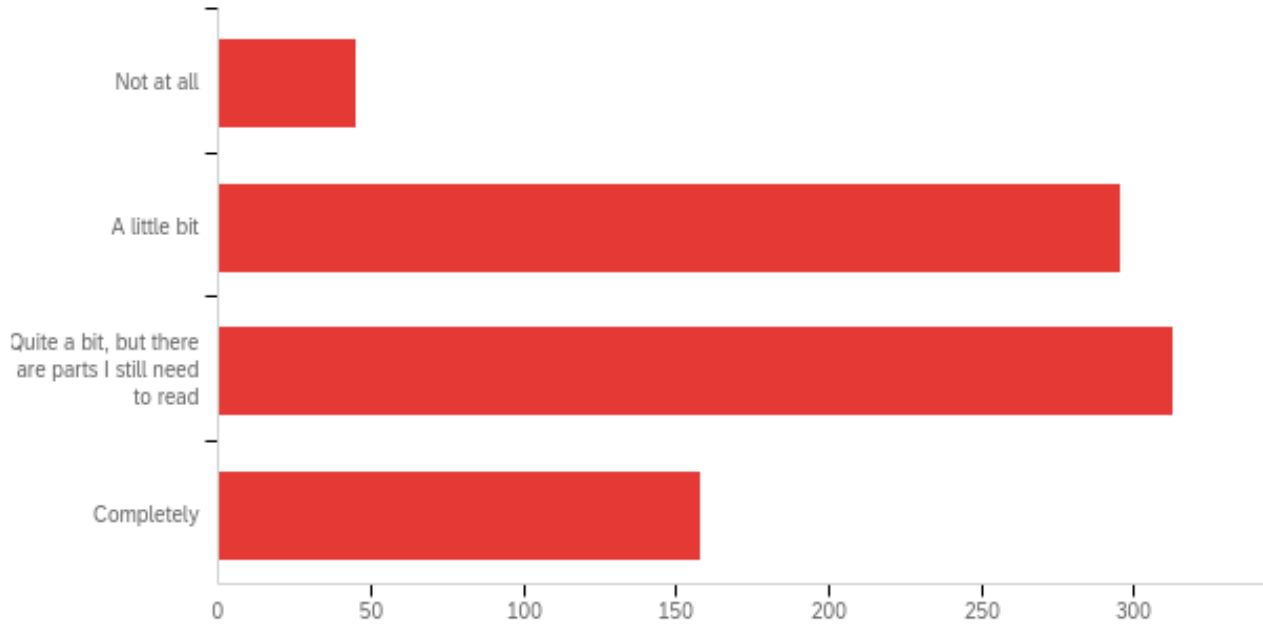
Q5 - I am scheduled to teach graduate or professional students in the Fall of 2020.



#	Field	Minimum	Maximum	Mean	Std Deviation	Variance	Count
1	I am scheduled to teach graduate or professional students in the Fall of 2020.	1.00	2.00	1.37	0.48	0.23	786

#	Answer	%	Count
1	Yes	62.60%	492
2	No	37.40%	294
	Total	100%	786

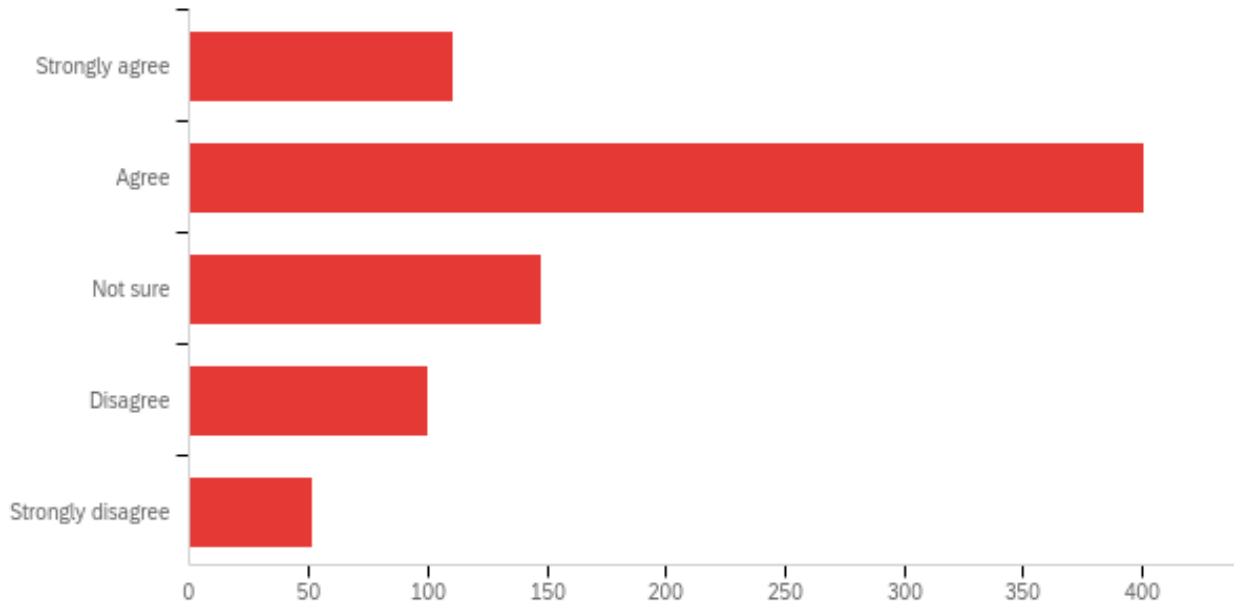
Q6 - I have reviewed the Carolina Together website.



#	Field	Minimum	Maximum	Mean	Std Deviation	Variance	Count
1	I have reviewed the Carolina Together website.	1.00	4.00	2.72	0.84	0.70	812

#	Answer	%	Count
1	Not at all	5.54%	45
2	A little bit	36.45%	296
3	Quite a bit, but there are parts I still need to read	38.55%	313
4	Completely	19.46%	158
	Total	100%	812

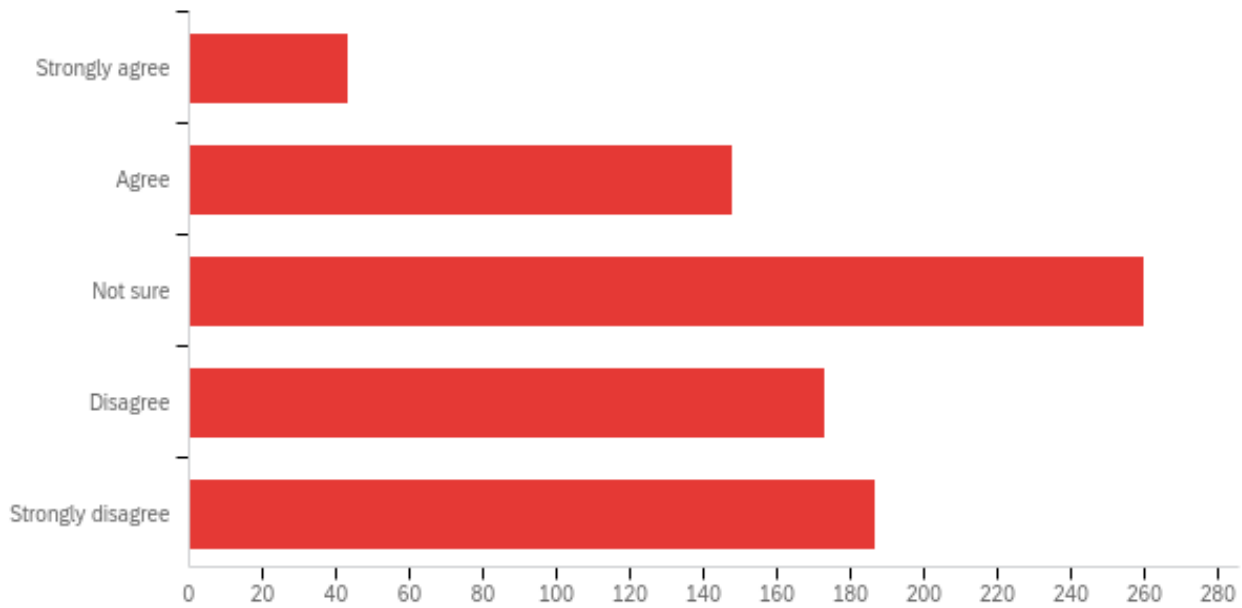
Q7 - I understand what safety precautions are planned for face-to-face teaching in the Fall of 2020.



#	Field	Minimum	Maximum	Mean	Std Deviation	Variance	Count
1	I understand what safety precautions are planned for face-to-face teaching in the Fall of 2020.	1.00	5.00	2.48	1.07	1.15	812

#	Answer	%	Count
1	Strongly agree	13.67%	111
2	Agree	49.38%	401
3	Not sure	18.23%	148
4	Disagree	12.32%	100
5	Strongly disagree	6.40%	52
	Total	100%	812

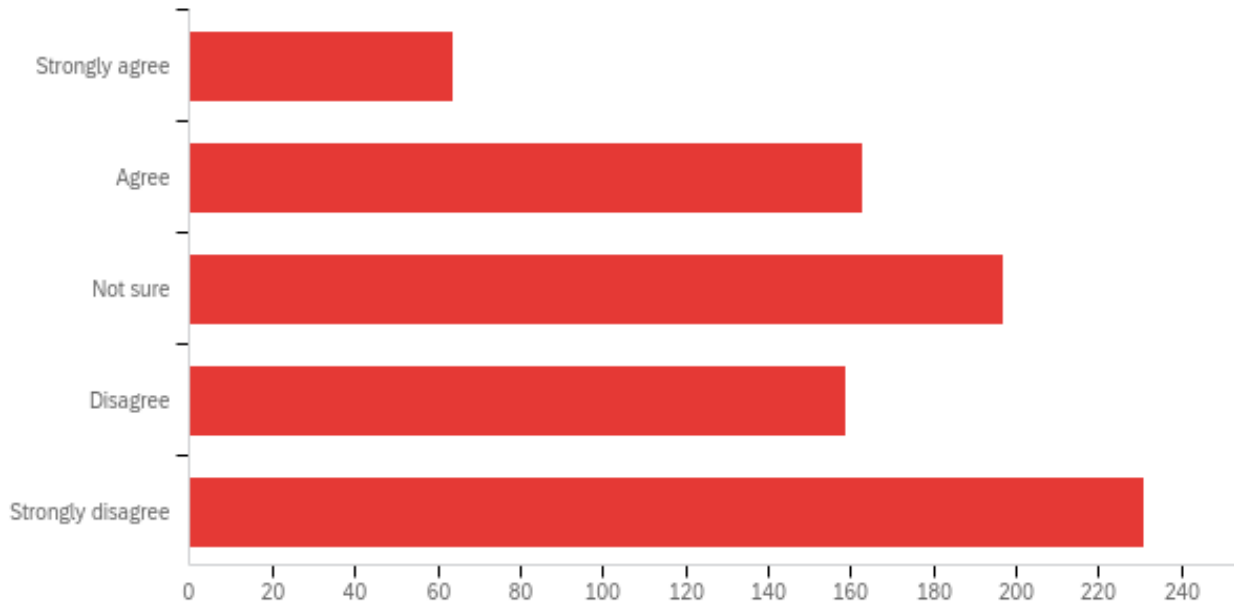
Q8 - I believe the safety precautions that are planned for face-to-face teaching in the Fall of 2020 will reasonably protect me from getting COVID-19.



#	Field	Minimum	Maximum	Mean	Std Deviation	Variance	Count
1	I believe the safety precautions that are planned for face-to-face teaching in the Fall of 2020 will reasonably protect me from getting COVID-19.	1.00	5.00	3.39	1.18	1.38	811

#	Answer	%	Count
1	Strongly agree	5.30%	43
2	Agree	18.25%	148
3	Not sure	32.06%	260
4	Disagree	21.33%	173
5	Strongly disagree	23.06%	187
	Total	100%	811

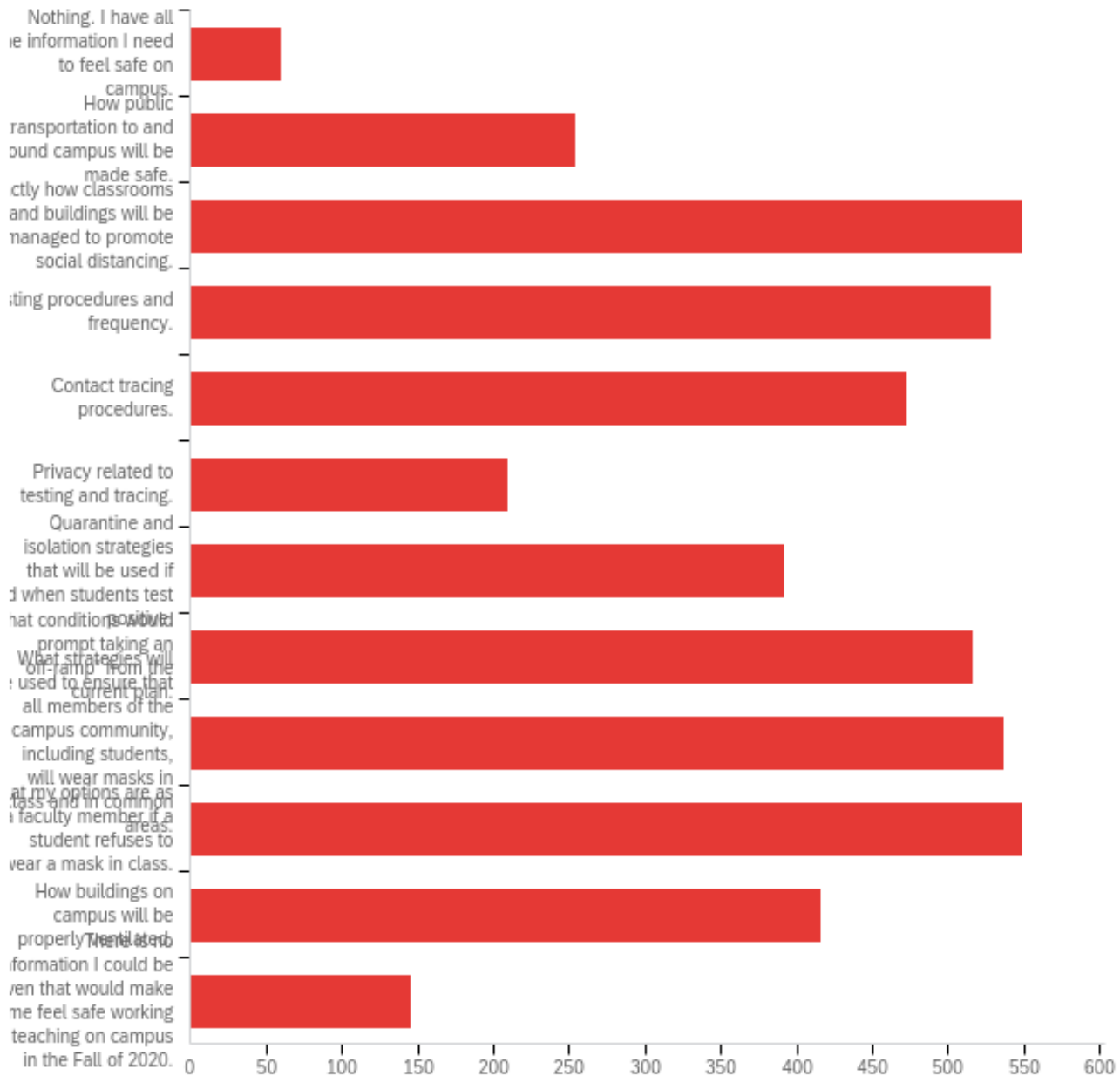
Q9 - I am comfortable teaching on campus in the Fall of 2020 given the safety precautions that are described on the Carolina Together website.



#	Field	Minimum	Maximum	Mean	Std Deviation	Variance	Count
1	I am comfortable teaching on campus in the Fall of 2020 given the safety precautions that are described on the Carolina Together website.	1.00	5.00	3.41	1.30	1.68	814

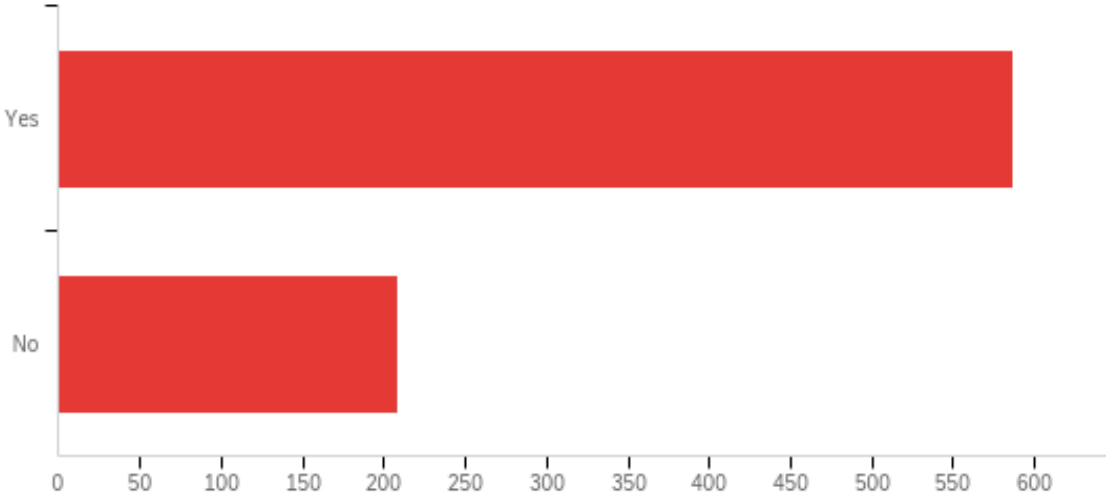
#	Answer	%	Count
1	Strongly agree	7.86%	64
2	Agree	20.02%	163
3	Not sure	24.20%	197
4	Disagree	19.53%	159
5	Strongly disagree	28.38%	231
	Total	100%	814

Q10 - In order to feel safe being back on campus to teach, I need more information about: (Select all that apply)



#	Answer	%	Count
1	Nothing. I have all the information I need to feel safe on campus.	1.30%	60
2	How public transportation to and around campus will be made safe.	5.49%	254
3	Exactly how classrooms and buildings will be managed to promote social distancing.	11.86%	549
4	Testing procedures and frequency.	11.41%	528
5	Contact tracing procedures.	10.22%	473
6	Privacy related to testing and tracing.	4.52%	209
7	Quarantine and isolation strategies that will be used if and when students test positive.	8.47%	392
8	What conditions would prompt taking an "off-ramp" from the current plan.	11.15%	516
9	What strategies will be used to ensure that all members of the campus community, including students, will wear masks in class and in common areas.	11.60%	537
10	What my options are as a faculty member if a student refuses to wear a mask in class.	11.86%	549
11	How buildings on campus will be properly ventilated.	8.99%	416
12	There is no information I could be given that would make me feel safe working and teaching on campus in the Fall of 2020.	3.15%	146
	Total	100%	4629

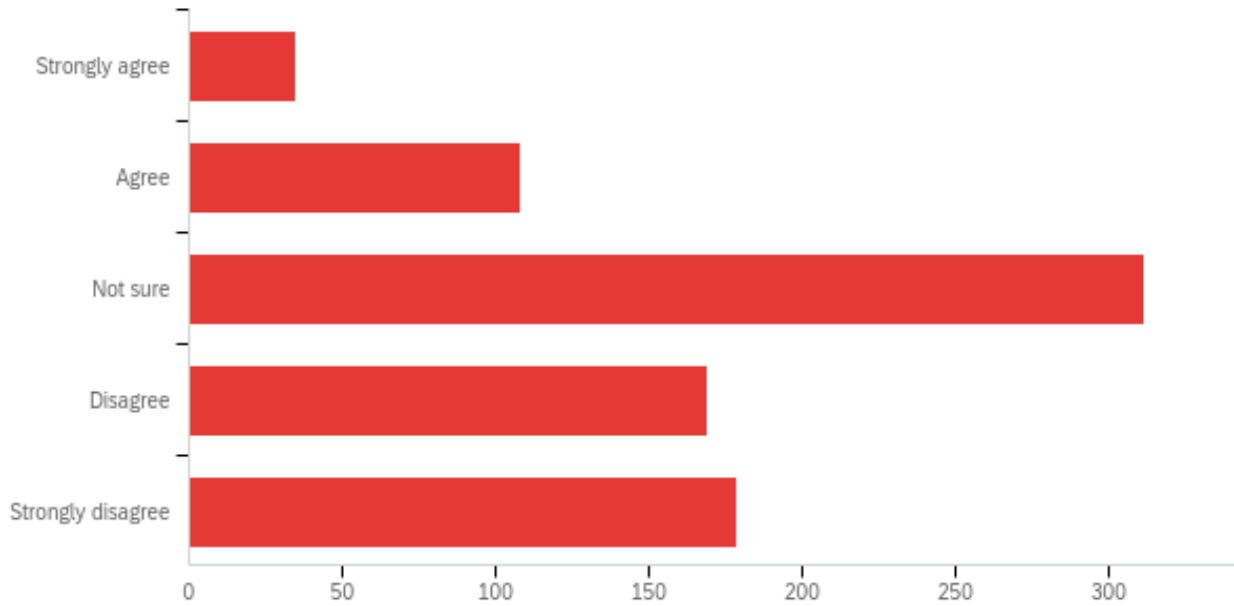
Q11 - I would like to hear directly from the infectious disease and public health experts that the administration has been consulting in a forum that includes a chance for questions and answers.



#	Field	Minimum	Maximum	Mean	Std Deviation	Variance	Count
1	I would like to hear directly from the infectious disease and public health experts that the administration has been consulting in a forum that includes a chance for questions and answers.	1.00	2.00	1.26	0.44	0.19	795

#	Answer	%	Count
1	Yes	73.84%	587
2	No	26.16%	208
	Total	100%	795

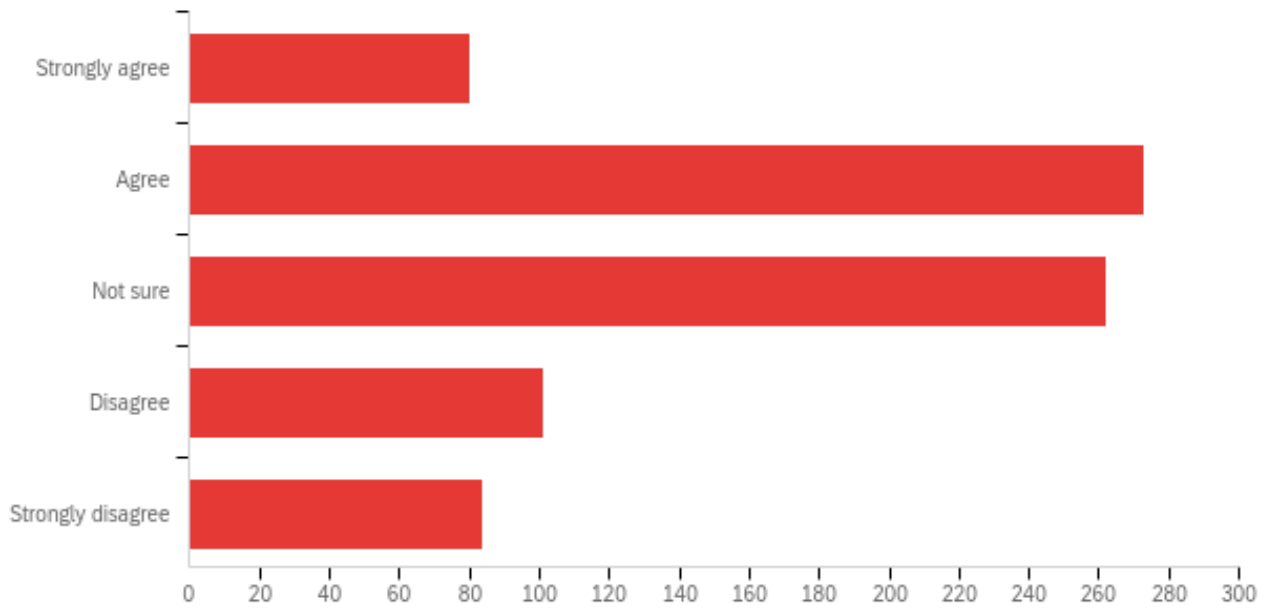
Q12 - I believe the safety of graduate and professional students who interact directly with undergraduates through teaching has been adequately considered.



#	Field	Minimum	Maximum	Mean	Std Deviation	Variance	Count
1	I believe the safety of graduate and professional students who interact directly with undergraduates through teaching has been adequately considered.	1.00	5.00	3.43	1.11	1.22	803

#	Answer	%	Count
1	Strongly agree	4.36%	35
2	Agree	13.45%	108
3	Not sure	38.85%	312
4	Disagree	21.05%	169
5	Strongly disagree	22.29%	179
	Total	100%	803

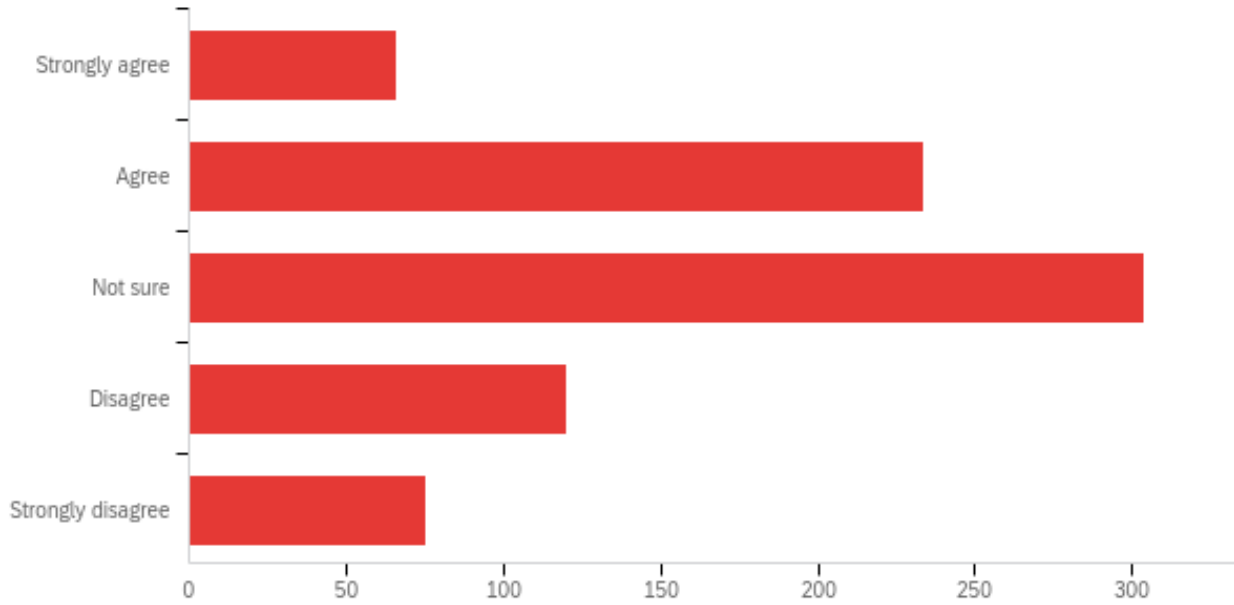
Q13 - I believe I will have enough flexibility to teach in ways that will keep me safe from COVID-19.



#	Field	Minimum	Maximum	Mean	Std Deviation	Variance	Count
1	I believe I will have enough flexibility to teach in ways that will keep me safe from COVID-19.	1.00	5.00	2.79	1.12	1.25	800

#	Answer	%	Count
1	Strongly agree	10.00%	80
2	Agree	34.13%	273
3	Not sure	32.75%	262
4	Disagree	12.63%	101
5	Strongly disagree	10.50%	84
	Total	100%	800

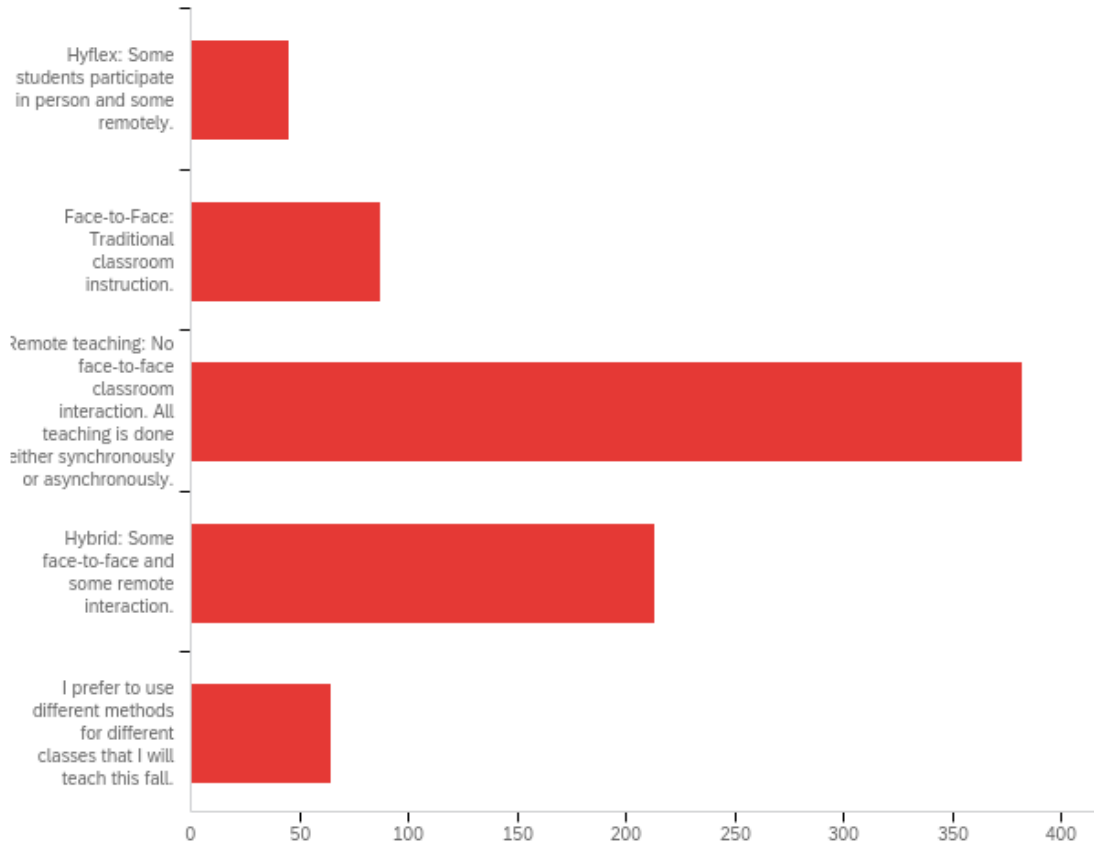
Q14 - I believe I will be able to influence whether I teach on campus in the Fall of 2020.



#	Field	Minimum	Maximum	Mean	Std Deviation	Variance	Count
1	I believe I will be able to influence whether I teach on campus in the Fall of 2020.	1.00	5.00	2.88	1.07	1.13	799

#	Answer	%	Count
1	Strongly agree	8.26%	66
2	Agree	29.29%	234
3	Not sure	38.05%	304
4	Disagree	15.02%	120
5	Strongly disagree	9.39%	75
	Total	100%	799

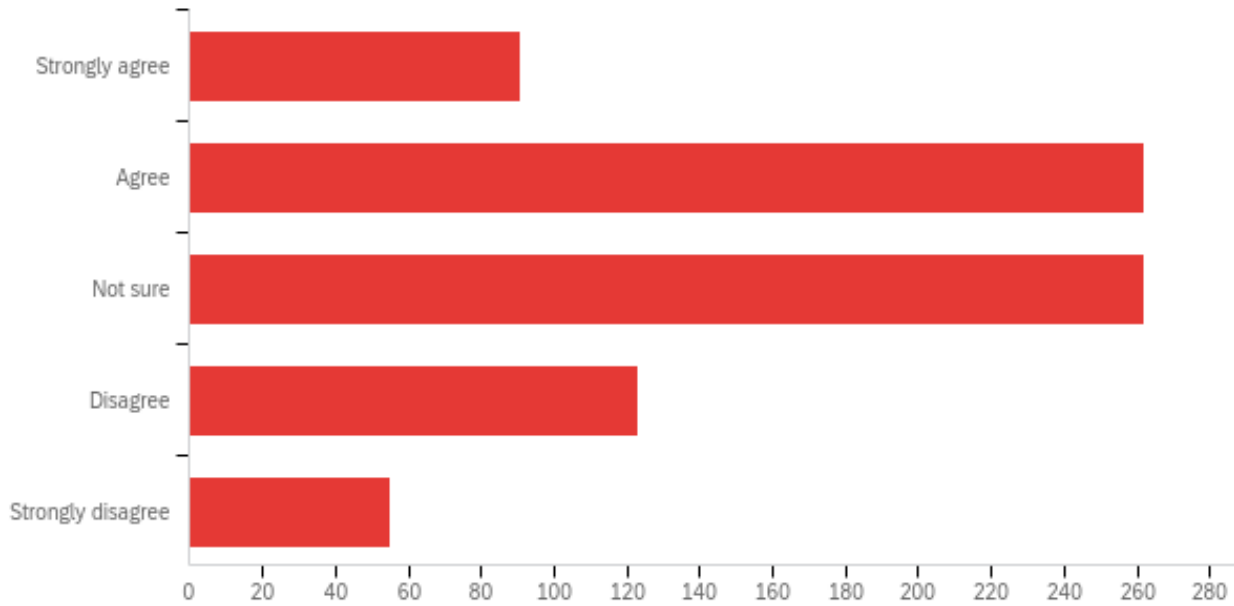
Q15 - The teaching method I most prefer to use this fall is:



#	Field	Minimum	Maximum	Mean	Std Deviation	Variance	Count
1	The teaching method I most prefer to use this fall is:	1.00	5.00	3.21	0.94	0.89	791

#	Answer	%	Count
1	Hyflex: Some students participate in person and some remotely.	5.69%	45
2	Face-to-Face: Traditional classroom instruction.	11.00%	87
3	Remote teaching: No face-to-face classroom interaction. All teaching is done either synchronously or asynchronously.	48.29%	382
4	Hybrid: Some face-to-face and some remote interaction.	26.93%	213
5	I prefer to use different methods for different classes that I will teach this fall.	8.09%	64
	Total	100%	791

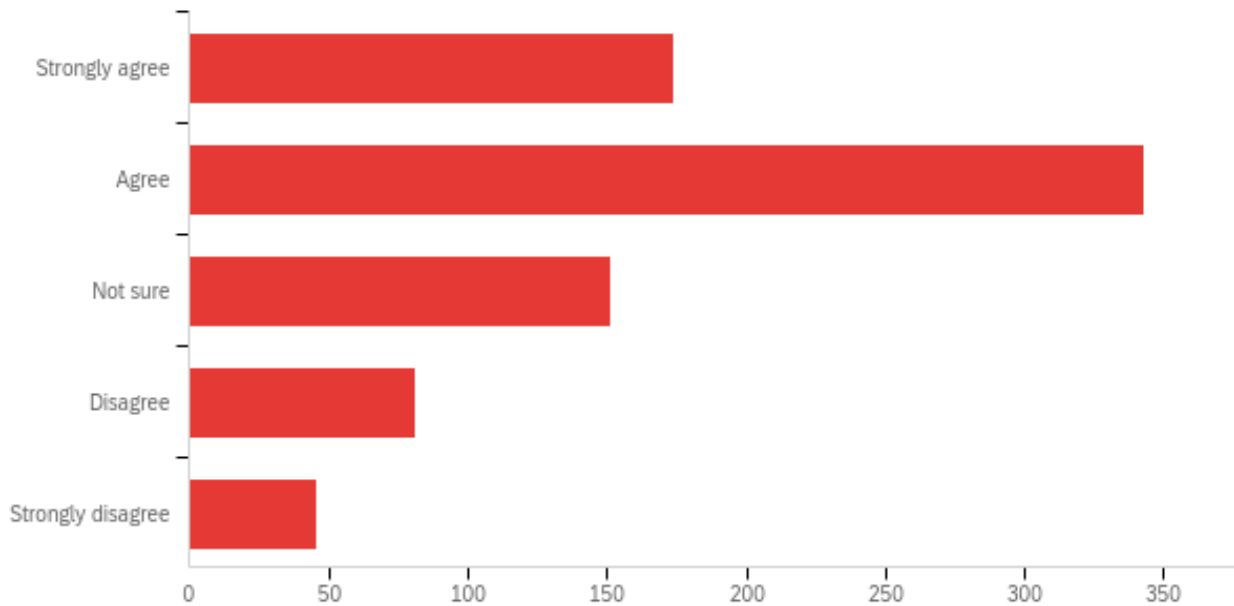
Q16 - I believe I will be able to choose the teaching methods that are most pedagogically sound for the courses I will be teaching.



#	Field	Minimum	Maximum	Mean	Std Deviation	Variance	Count
1	I believe I will be able to choose the teaching methods that are most pedagogically sound for the courses I will be teaching.	1.00	5.00	2.73	1.07	1.15	793

#	Answer	%	Count
1	Strongly agree	11.48%	91
2	Agree	33.04%	262
3	Not sure	33.04%	262
4	Disagree	15.51%	123
5	Strongly disagree	6.94%	55
	Total	100%	793

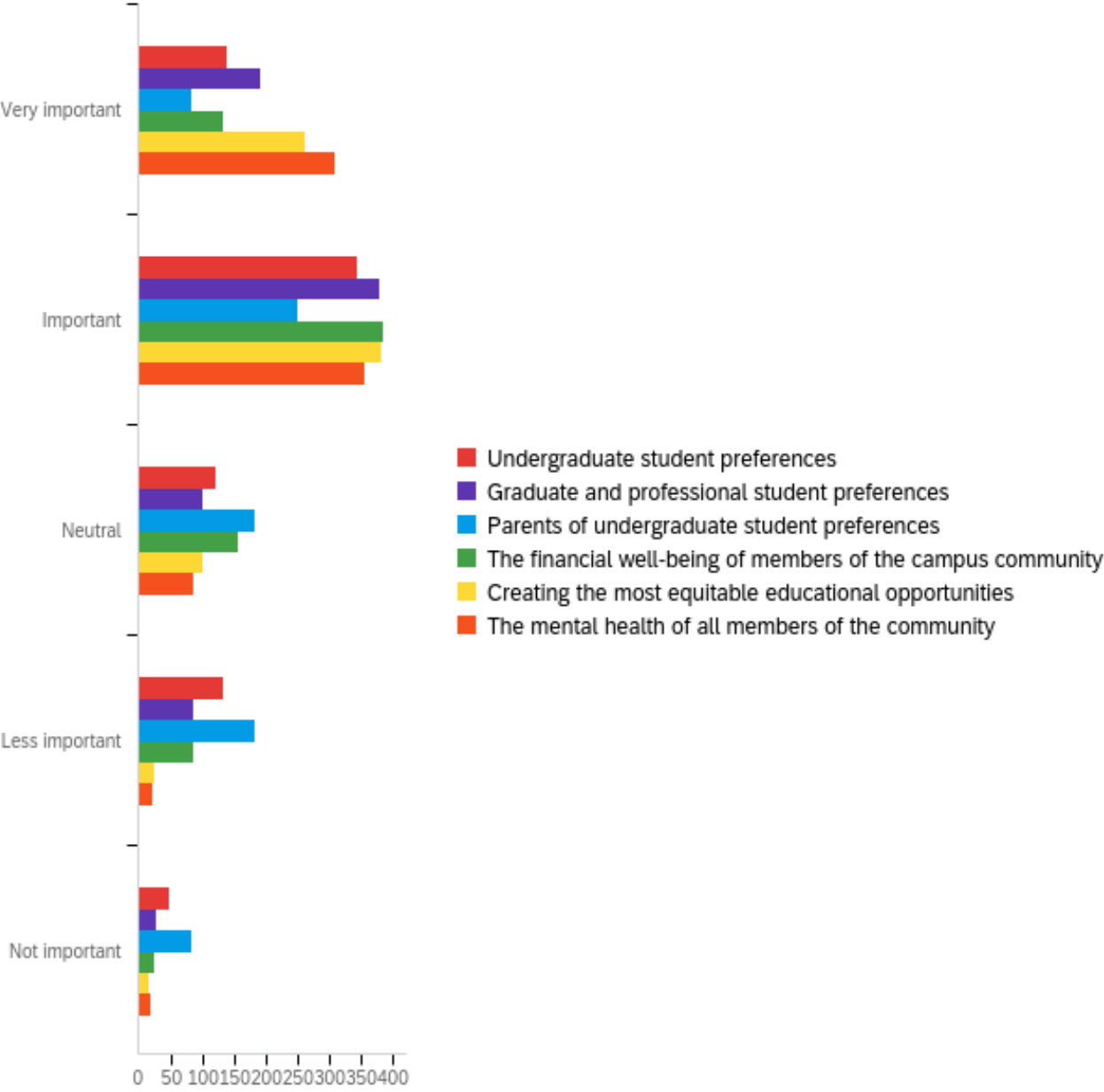
Q17 - I am comfortable negotiating with my chair or dean to make decisions about how I accomplish my research, teaching, and service obligations for the fall term.



#	Field	Minimum	Maximum	Mean	Std Deviation	Variance	Count
1	I am comfortable negotiating with my chair or dean to make decisions about how I accomplish my research, teaching, and service obligations for the fall term.	1.00	5.00	2.35	1.10	1.22	795

#	Answer	%	Count
1	Strongly agree	21.89%	174
2	Agree	43.14%	343
3	Not sure	18.99%	151
4	Disagree	10.19%	81
5	Strongly disagree	5.79%	46
	Total	100%	795

Q18 - Social distancing, hand hygiene, and mask wearing are the main tools available to minimize the risk of becoming ill from COVID-19 until effective treatments or a vaccine are available. Given that no exact time frame exists for when treatments or a vaccine will be available, please rate the extent to which the following should be considered in deciding when to re-open face-to-face instruction on campus.



#	Field	Minimum	Maximum	Mean	Std Deviation	Variance	Count
1	Undergraduate student preferences	1.00	5.00	2.50	1.15	1.32	788
2	Graduate and professional student preferences	1.00	5.00	2.22	1.05	1.10	787
3	Parents of undergraduate student preferences	1.00	5.00	2.91	1.18	1.39	784
4	The financial well-being of members of the campus community	1.00	5.00	2.35	0.99	0.98	782
5	Creating the most equitable educational opportunities	1.00	5.00	1.93	0.88	0.77	787
6	The mental health of all members of the community	1.00	5.00	1.84	0.89	0.79	791

#	Question	Very important	Important	Neutral	Less important	Not important	Total					
1	Undergraduate student preferences	17.77%	140	43.65%	344	15.36%	121	17.01%	134	6.22%	49	788
2	Graduate and professional student preferences	24.27%	191	48.03%	378	12.96%	102	11.05%	87	3.68%	29	787
3	Parents of undergraduate student preferences	10.59%	83	32.02%	251	23.47%	184	23.34%	183	10.59%	83	784
4	The financial well-being of members of the campus community	16.88%	132	48.98%	383	19.95%	156	10.87%	85	3.32%	26	782
5	Creating the most equitable educational opportunities	33.16%	261	48.54%	382	12.96%	102	3.30%	26	2.03%	16	787
6	The mental health of all members of the community	39.06%	309	45.01%	356	10.75%	85	2.91%	23	2.28%	18	791