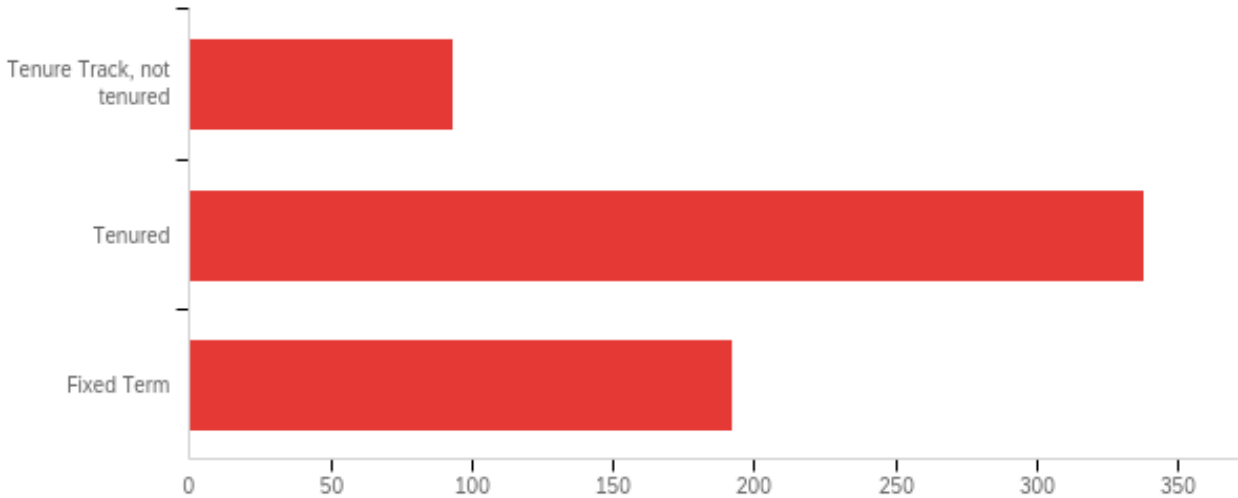


# Survey report: Faculty scheduled to teach undergraduate students in Fall 2020

## Faculty survey about returning to teach on campus

June 2020

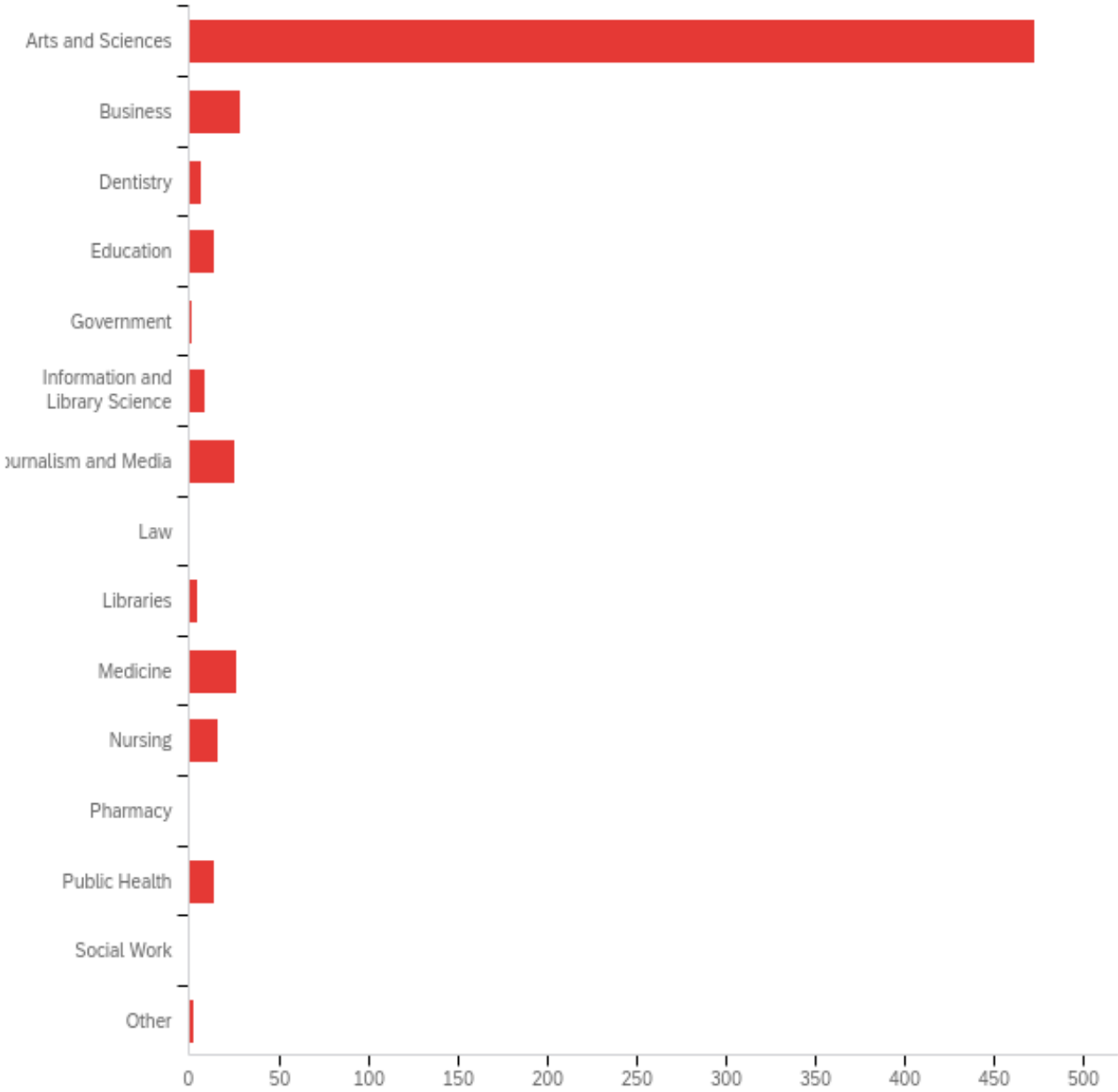
### Q1 - My faculty status is:



#	Field	Minimum	Maximum	Mean	Std Deviation	Variance	Count
1	My faculty status is:	1.00	3.00	2.16	0.66	0.43	623

#	Answer	%	Count
1	Tenure Track, not tenured	14.93%	93
2	Tenured	54.25%	338
3	Fixed Term	30.82%	192
	Total	100%	623

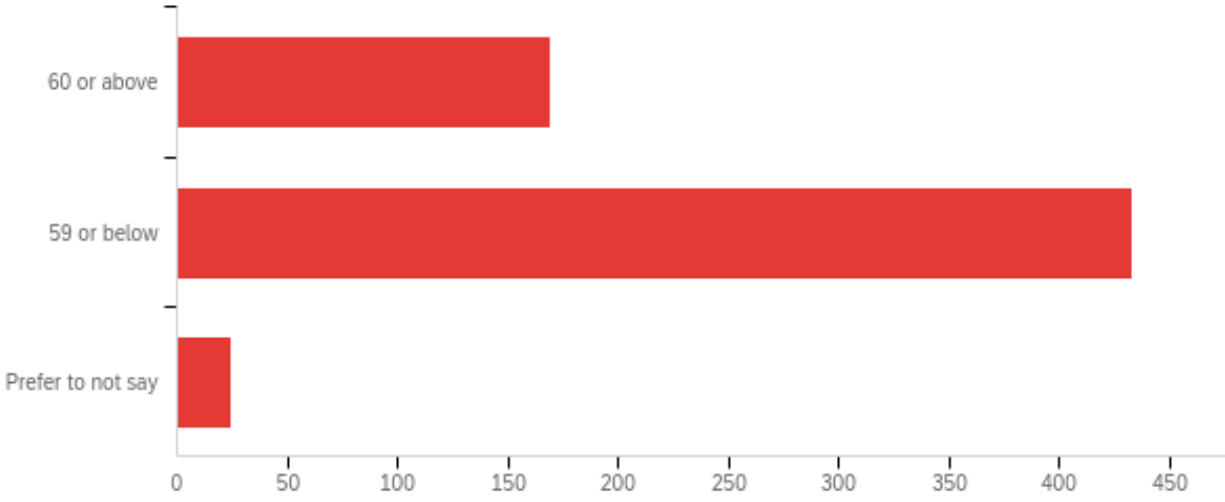
**Q2 - My primary academic affiliation is in:**



#	Field	Minimum	Maximum	Mean	Std Deviation	Variance	Count
1	My primary academic affiliation is in:	1.00	15.00	2.55	3.31	10.98	627

#	Answer	%	Count
1	Arts and Sciences	75.44%	473
2	Business	4.63%	29
3	Dentistry	1.12%	7
4	Education	2.23%	14
5	Government	0.32%	2
6	Information and Library Science	1.44%	9
7	Journalism and Media	3.99%	25
8	Law	0.16%	1
9	Libraries	0.80%	5
10	Medicine	4.31%	27
11	Nursing	2.55%	16
12	Pharmacy	0.16%	1
13	Public Health	2.23%	14
14	Social Work	0.16%	1
15	Other	0.48%	3
	Total	100%	627

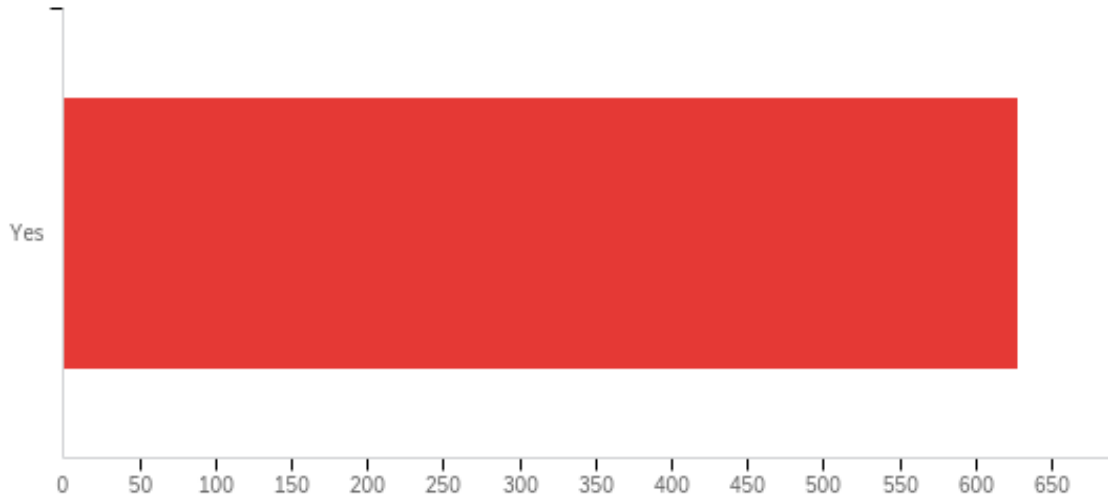
**Q3 - My age is:**



#	Field	Minimum	Maximum	Mean	Std Deviation	Variance	Count
1	My age is:	1.00	3.00	1.77	0.50	0.25	626

#	Answer	%	Count
1	60 or above	27.00%	169
2	59 or below	69.17%	433
3	Prefer to not say	3.83%	24
	Total	100%	626

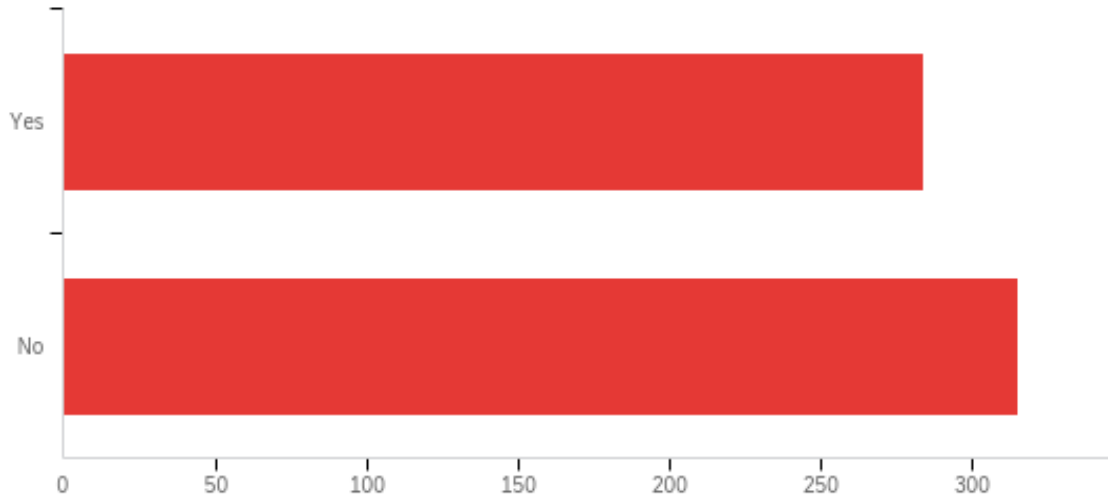
**Q4 - I am scheduled to teach undergraduate students in the Fall of 2020.**



#	Field	Minimum	Maximum	Mean	Std Deviation	Variance	Count
1	I am scheduled to teach undergraduate students in the Fall of 2020.	1.00	1.00	1.00	0.00	0.00	628

#	Answer	%	Count
1	Yes	100.00%	628
	Total	100%	628

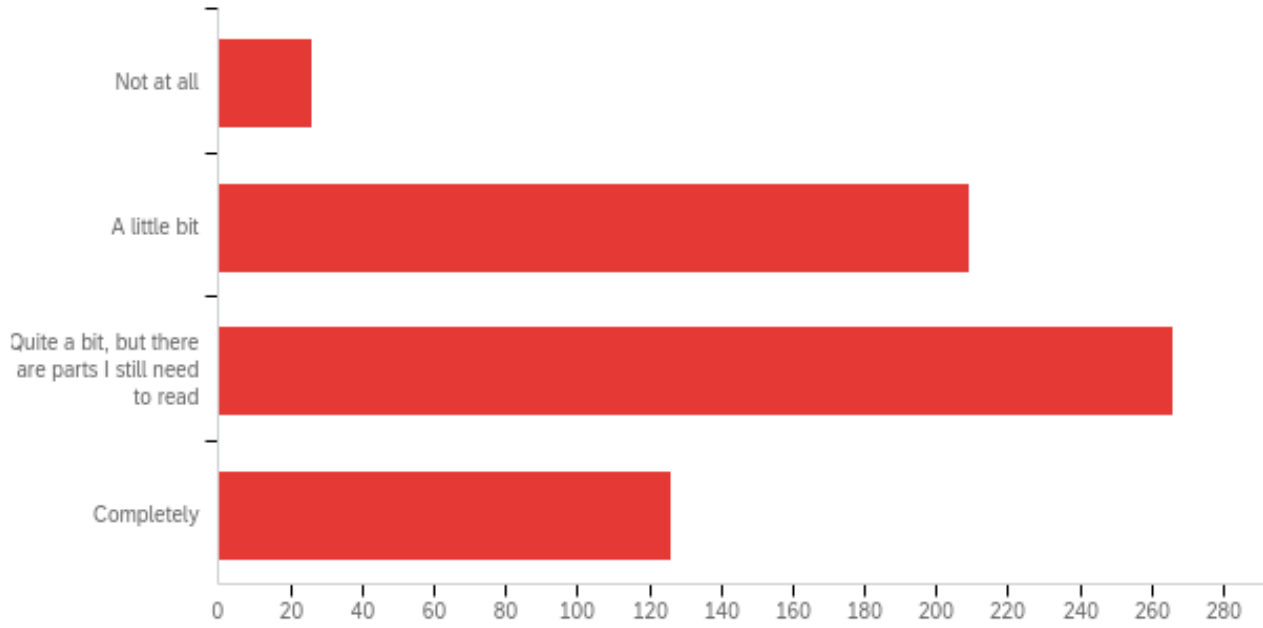
**Q5 - I am scheduled to teach graduate or professional students in the Fall of 2020.**



#	Field	Minimum	Maximum	Mean	Std Deviation	Variance	Count
1	I am scheduled to teach graduate or professional students in the Fall of 2020.	1.00	2.00	1.53	0.50	0.25	599

#	Answer	%	Count
1	Yes	47.41%	284
2	No	52.59%	315
	Total	100%	599

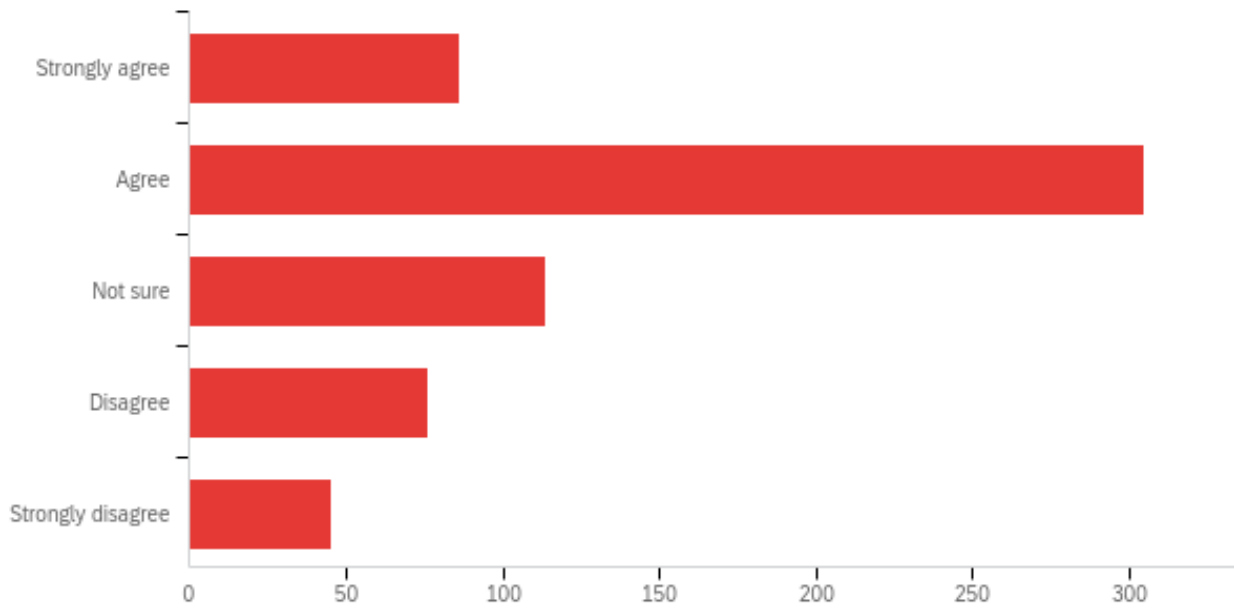
**Q6 - I have reviewed the Carolina Together website.**



#	Field	Minimum	Maximum	Mean	Std Deviation	Variance	Count
1	I have reviewed the Carolina Together website.	1.00	4.00	2.78	0.81	0.65	627

#	Answer	%	Count
1	Not at all	4.15%	26
2	A little bit	33.33%	209
3	Quite a bit, but there are parts I still need to read	42.42%	266
4	Completely	20.10%	126
	Total	100%	627

**Q7 - I understand what safety precautions are planned for face-to-face teaching in the Fall of 2020.**

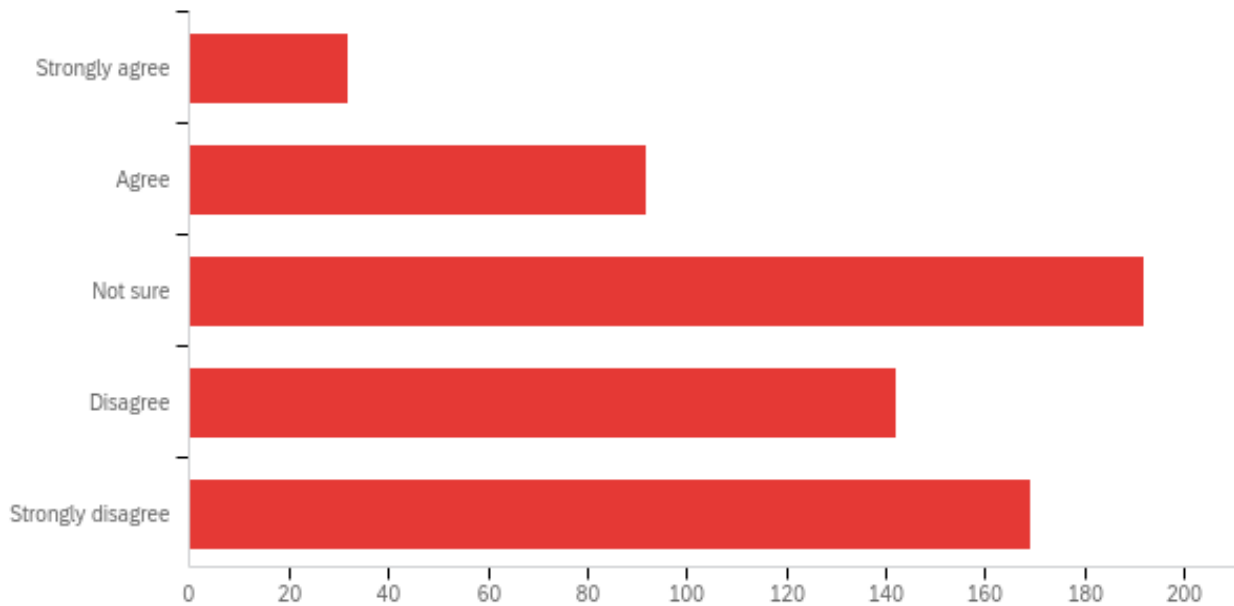


#	Field	Minimum	Maximum	Mean	Std Deviation	Variance	Count
1	I understand what safety precautions are planned for face-to-face teaching in the Fall of 2020.	1.00	5.00	2.50	1.09	1.20	626

#	Answer	%	Count
1	Strongly agree	13.74%	86
2	Agree	48.72%	305
3	Not sure	18.21%	114
4	Disagree	12.14%	76
5	Strongly disagree	7.19%	45
	Total	100%	626



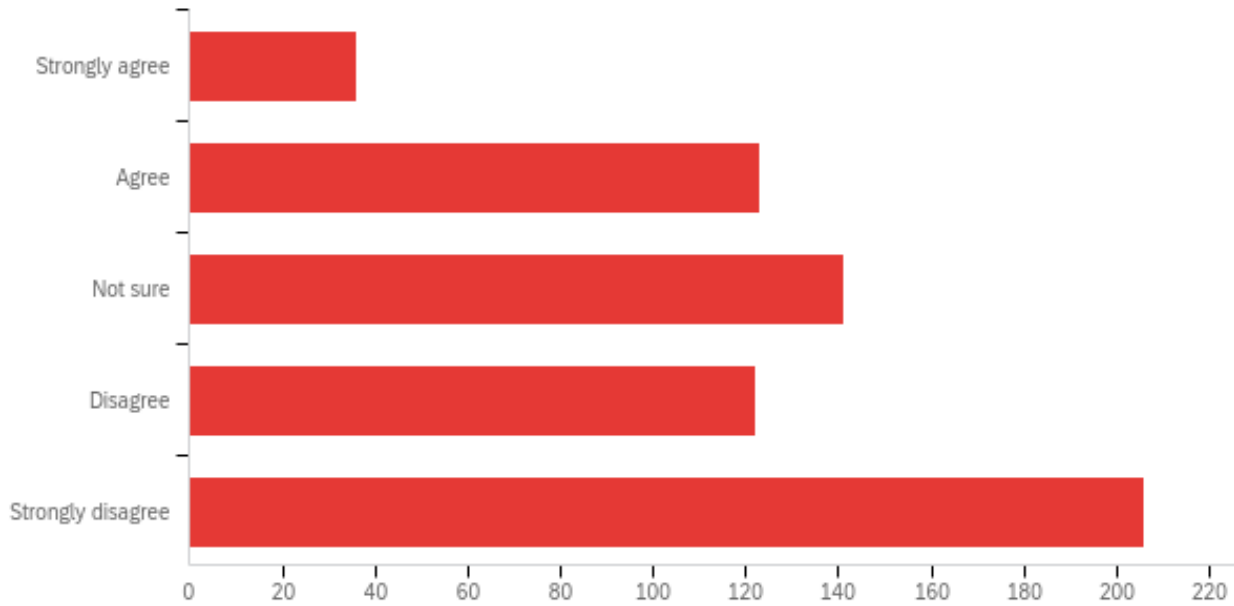
**Q8 - I believe the safety precautions that are planned for face-to-face teaching in the Fall of 2020 will reasonably protect me from getting COVID-19.**



#	Field	Minimum	Maximum	Mean	Std Deviation	Variance	Count
1	I believe the safety precautions that are planned for face-to-face teaching in the Fall of 2020 will reasonably protect me from getting COVID-19.	1.00	5.00	3.52	1.18	1.39	627

#	Answer	%	Count
1	Strongly agree	5.10%	32
2	Agree	14.67%	92
3	Not sure	30.62%	192
4	Disagree	22.65%	142
5	Strongly disagree	26.95%	169
	Total	100%	627

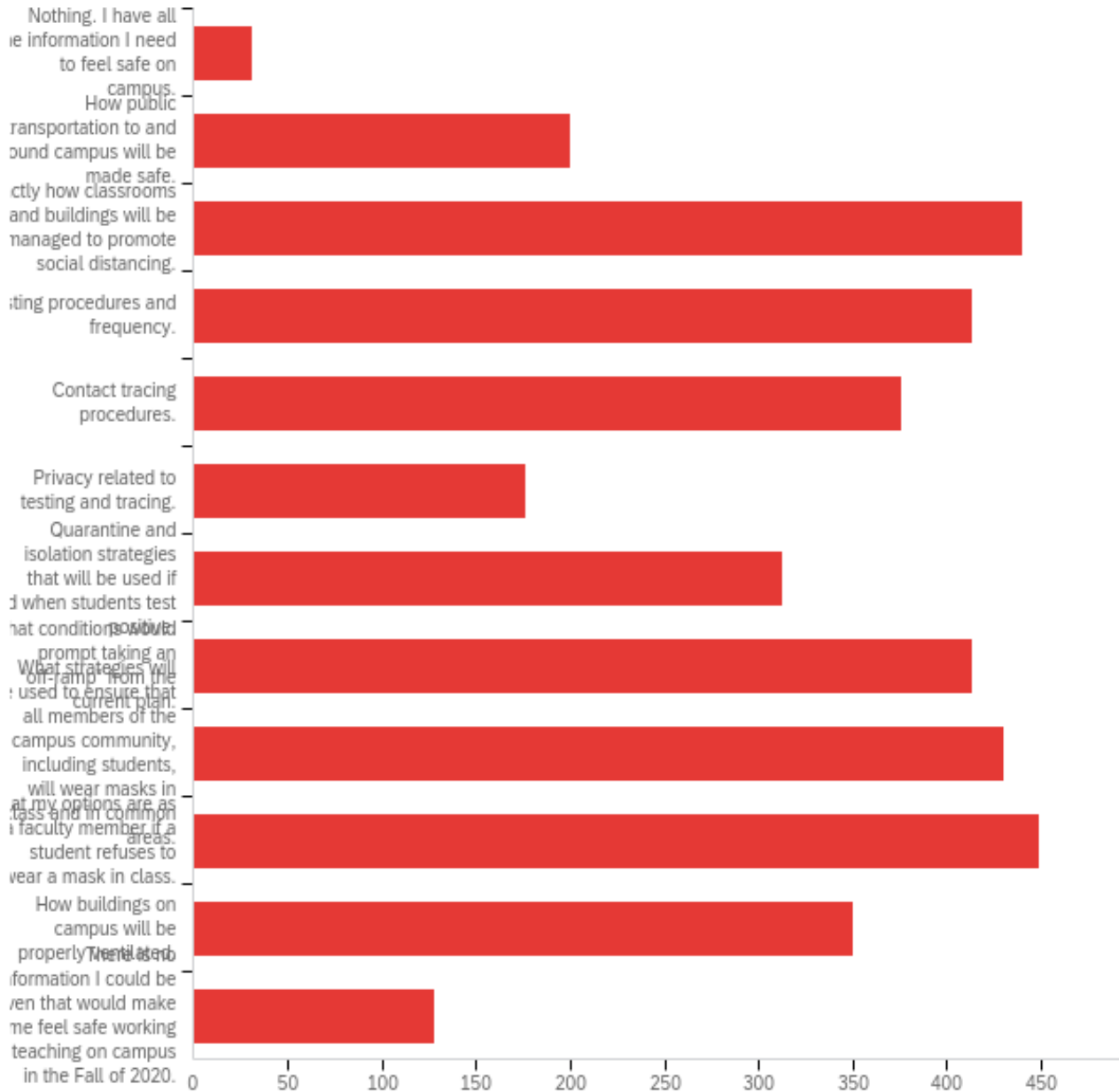
**Q9 - I am comfortable teaching on campus in the Fall of 2020 given the safety precautions that are described on the Carolina Together website.**



#	Field	Minimum	Maximum	Mean	Std Deviation	Variance	Count
1	I am comfortable teaching on campus in the Fall of 2020 given the safety precautions that are described on the Carolina Together website.	1.00	5.00	3.54	1.28	1.64	628

#	Answer	%	Count
1	Strongly agree	5.73%	36
2	Agree	19.59%	123
3	Not sure	22.45%	141
4	Disagree	19.43%	122
5	Strongly disagree	32.80%	206
	Total	100%	628

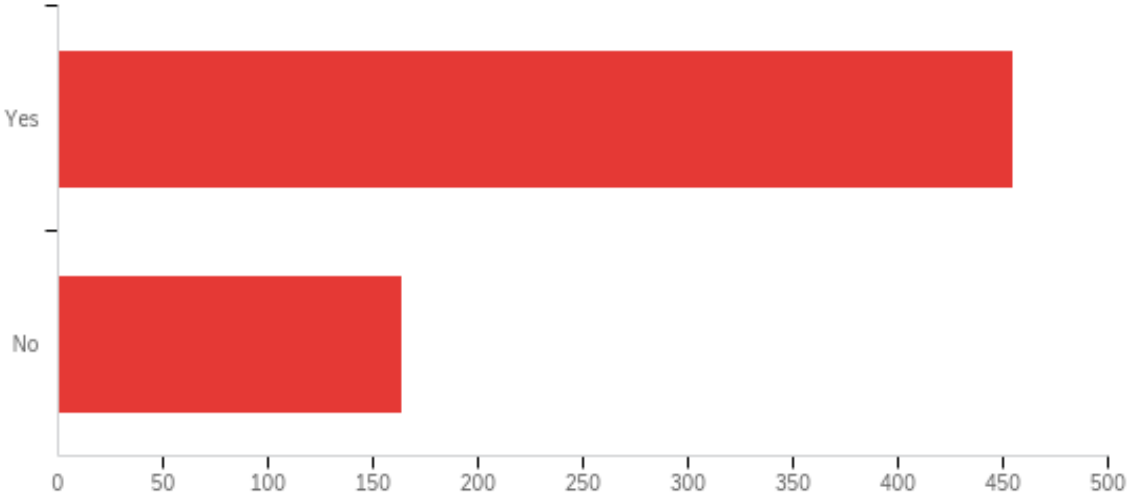
**Q10 - In order to feel safe being back on campus to teach, I need more information about: (Select all that apply)**



#	Answer	%	Count
1	Nothing. I have all the information I need to feel safe on campus.	0.83%	31
2	How public transportation to and around campus will be made safe.	5.38%	200
3	Exactly how classrooms and buildings will be managed to promote social distancing.	11.83%	440
4	Testing procedures and frequency.	11.11%	413

5	Contact tracing procedures.	10.11%	376
6	Privacy related to testing and tracing.	4.73%	176
7	Quarantine and isolation strategies that will be used if and when students test positive.	8.42%	313
8	What conditions would prompt taking an “off-ramp” from the current plan.	11.11%	413
9	What strategies will be used to ensure that all members of the campus community, including students, will wear masks in class and in common areas.	11.56%	430
10	What my options are as a faculty member if a student refuses to wear a mask in class.	12.07%	449
11	How buildings on campus will be properly ventilated.	9.41%	350
12	There is no information I could be given that would make me feel safe working and teaching on campus in the Fall of 2020.	3.44%	128
	Total	100%	3719

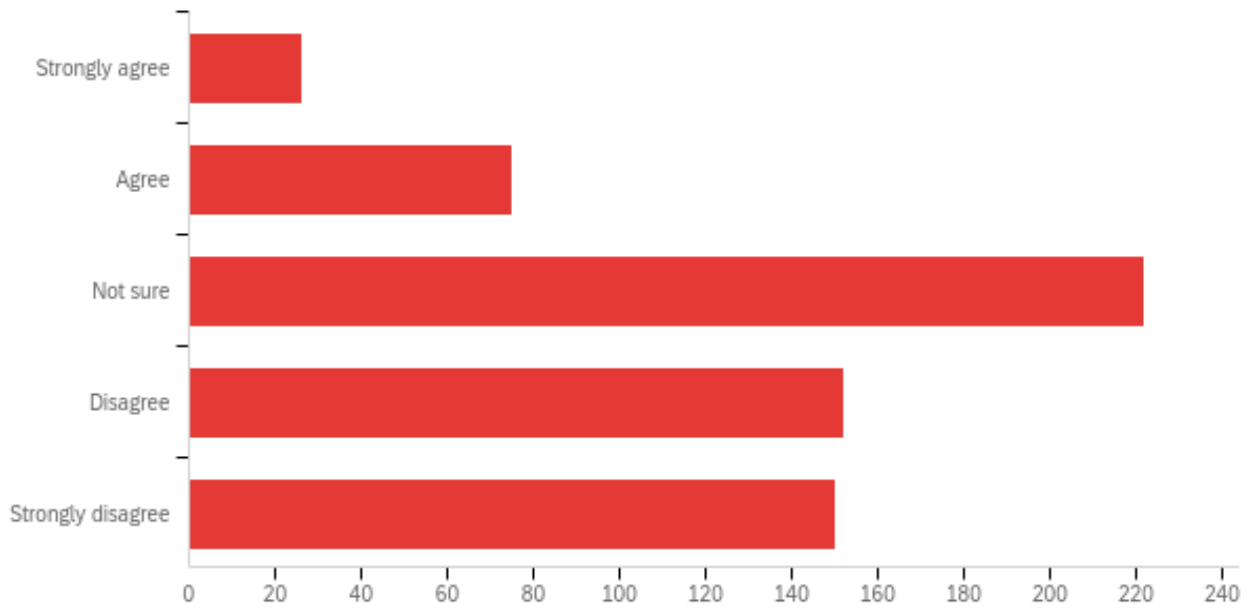
**Q11 - I would like to hear directly from the infectious disease and public health experts that the administration has been consulting in a forum that includes a chance for questions and answers.**



#	Field	Minimum	Maximum	Mean	Std Deviation	Variance	Count
1	I would like to hear directly from the infectious disease and public health experts that the administration has been consulting in a forum that includes a chance for questions and answers.	1.00	2.00	1.26	0.44	0.19	619

#	Answer	%	Count
1	Yes	73.51%	455
2	No	26.49%	164
	Total	100%	619

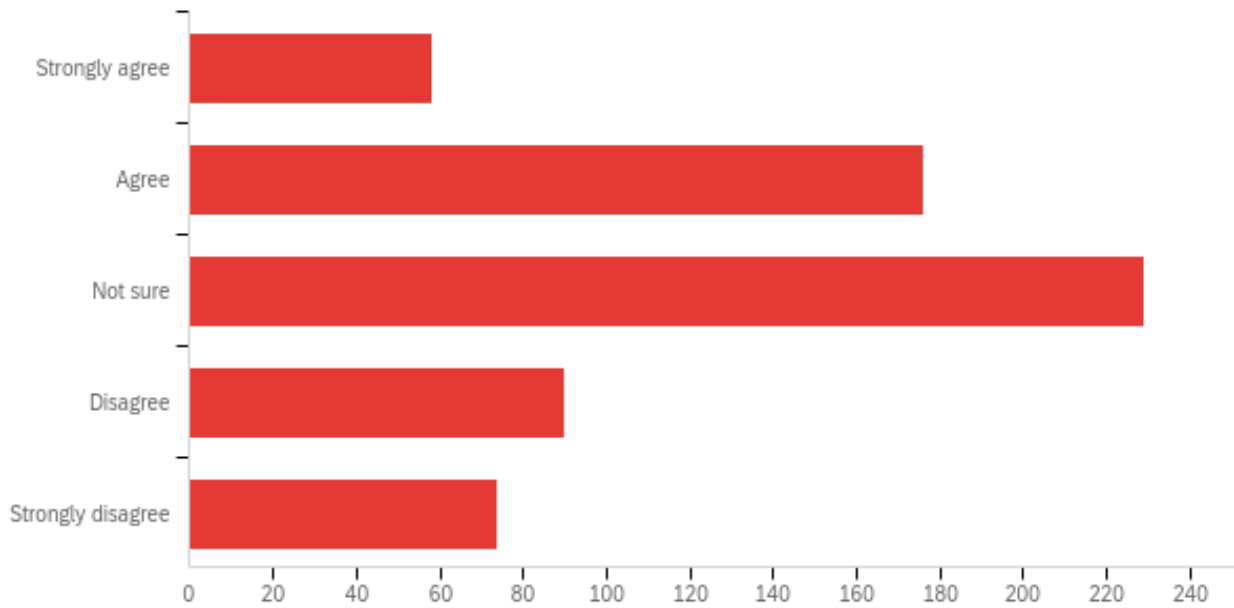
**Q12 - I believe the safety of graduate and professional students who interact directly with undergraduates through teaching has been adequately considered.**



#	Field	Minimum	Maximum	Mean	Std Deviation	Variance	Count
1	I believe the safety of graduate and professional students who interact directly with undergraduates through teaching has been adequately considered.	1.00	5.00	3.52	1.10	1.22	625

#	Answer	%	Count
1	Strongly agree	4.16%	26
2	Agree	12.00%	75
3	Not sure	35.52%	222
4	Disagree	24.32%	152
5	Strongly disagree	24.00%	150
	Total	100%	625

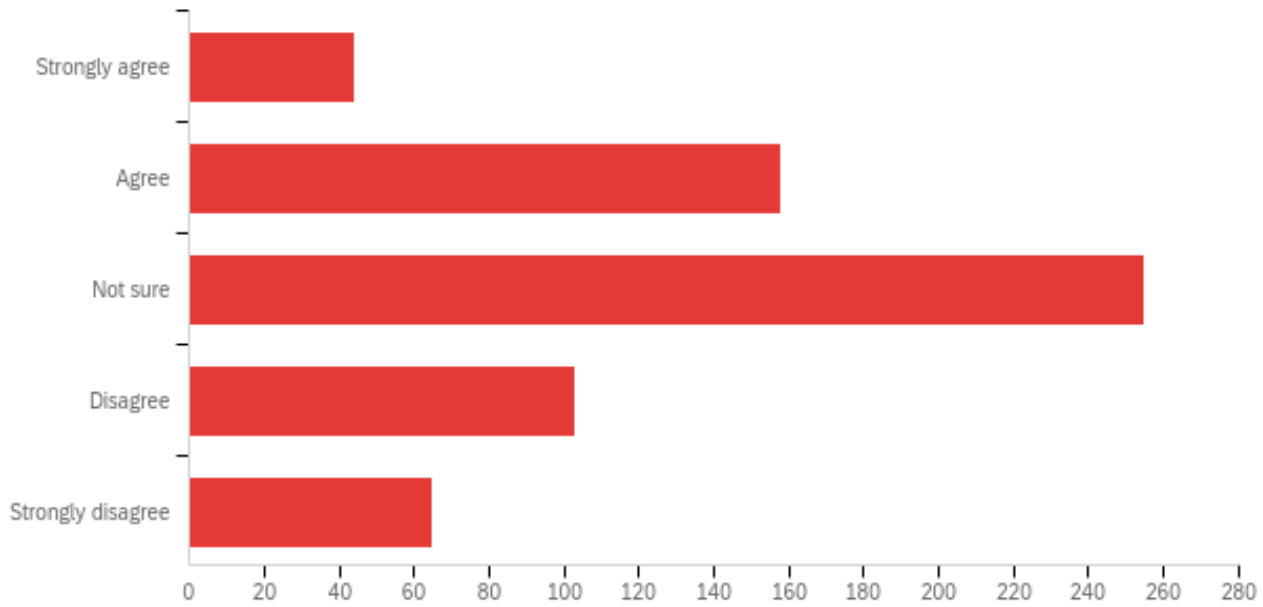
**Q13 - I believe I will have enough flexibility to teach in ways that will keep me safe from COVID-19.**



#	Field	Minimum	Maximum	Mean	Std Deviation	Variance	Count
1	I believe I will have enough flexibility to teach in ways that will keep me safe from COVID-19.	1.00	5.00	2.91	1.12	1.26	627

#	Answer	%	Count
1	Strongly agree	9.25%	58
2	Agree	28.07%	176
3	Not sure	36.52%	229
4	Disagree	14.35%	90
5	Strongly disagree	11.80%	74
	Total	100%	627

**Q14 - I believe I will be able to influence whether I teach on campus in the Fall of 2020.**

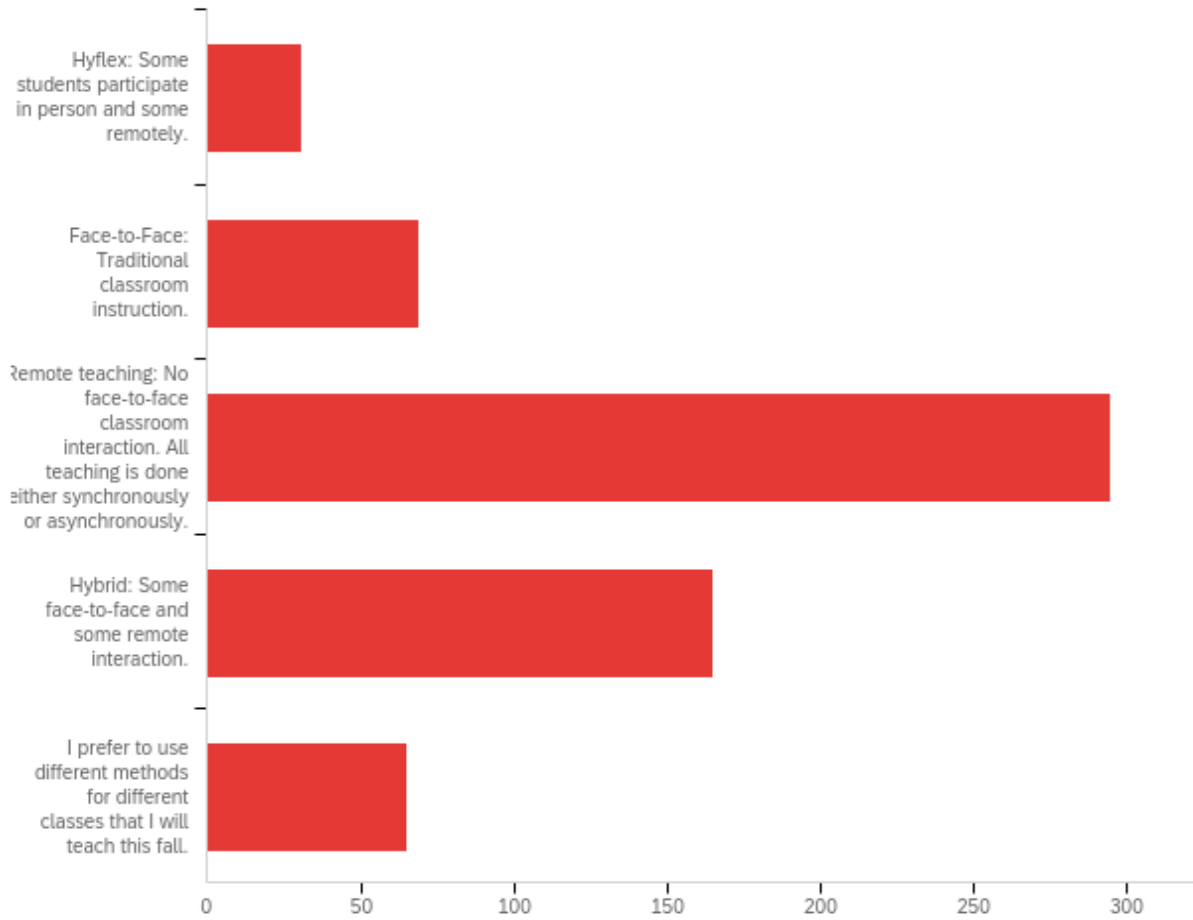


#	Field	Minimum	Maximum	Mean	Std Deviation	Variance	Count
1	I believe I will be able to influence whether I teach on campus in the Fall of 2020.	1.00	5.00	2.98	1.06	1.11	625

#	Answer	%	Count
1	Strongly agree	7.04%	44
2	Agree	25.28%	158
3	Not sure	40.80%	255
4	Disagree	16.48%	103
5	Strongly disagree	10.40%	65
	Total	100%	625



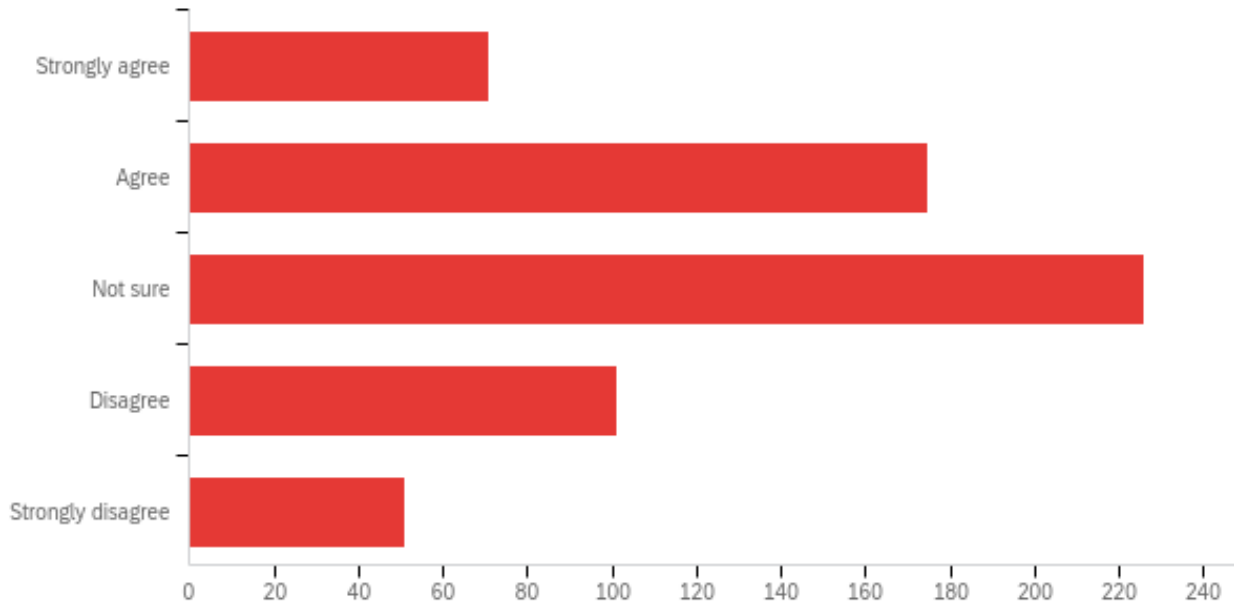
**Q15 - The teaching method I most prefer to use this fall is:**



#	Field	Minimum	Maximum	Mean	Std Deviation	Variance	Count
1	The teaching method I most prefer to use this fall is:	1.00	5.00	3.26	0.96	0.92	625

#	Answer	%	Count
1	Hyflex: Some students participate in person and some remotely.	4.96%	31
2	Face-to-Face: Traditional classroom instruction.	11.04%	69
3	Remote teaching: No face-to-face classroom interaction. All teaching is done either synchronously or asynchronously.	47.20%	295
4	Hybrid: Some face-to-face and some remote interaction.	26.40%	165
5	I prefer to use different methods for different classes that I will teach this fall.	10.40%	65
	Total	100%	625

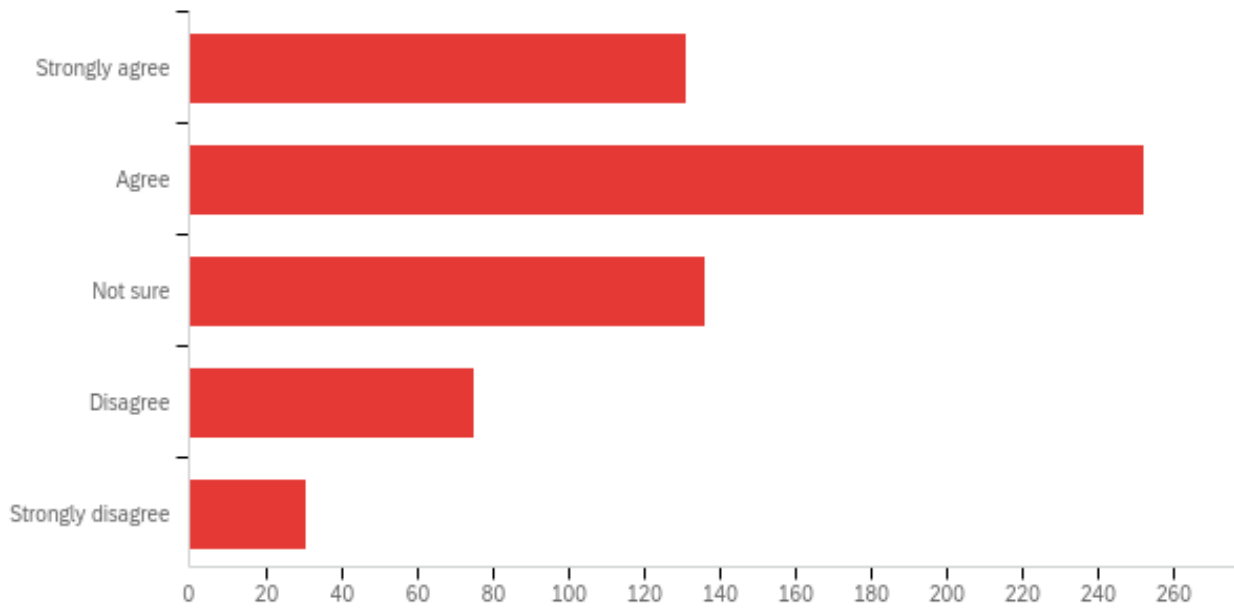
**Q16 - I believe I will be able to choose the teaching methods that are most pedagogically sound for the courses I will be teaching.**



#	Field	Minimum	Maximum	Mean	Std Deviation	Variance	Count
1	I believe I will be able to choose the teaching methods that are most pedagogically sound for the courses I will be teaching.	1.00	5.00	2.82	1.09	1.19	624

#	Answer	%	Count
1	Strongly agree	11.38%	71
2	Agree	28.04%	175
3	Not sure	36.22%	226
4	Disagree	16.19%	101
5	Strongly disagree	8.17%	51
	Total	100%	624

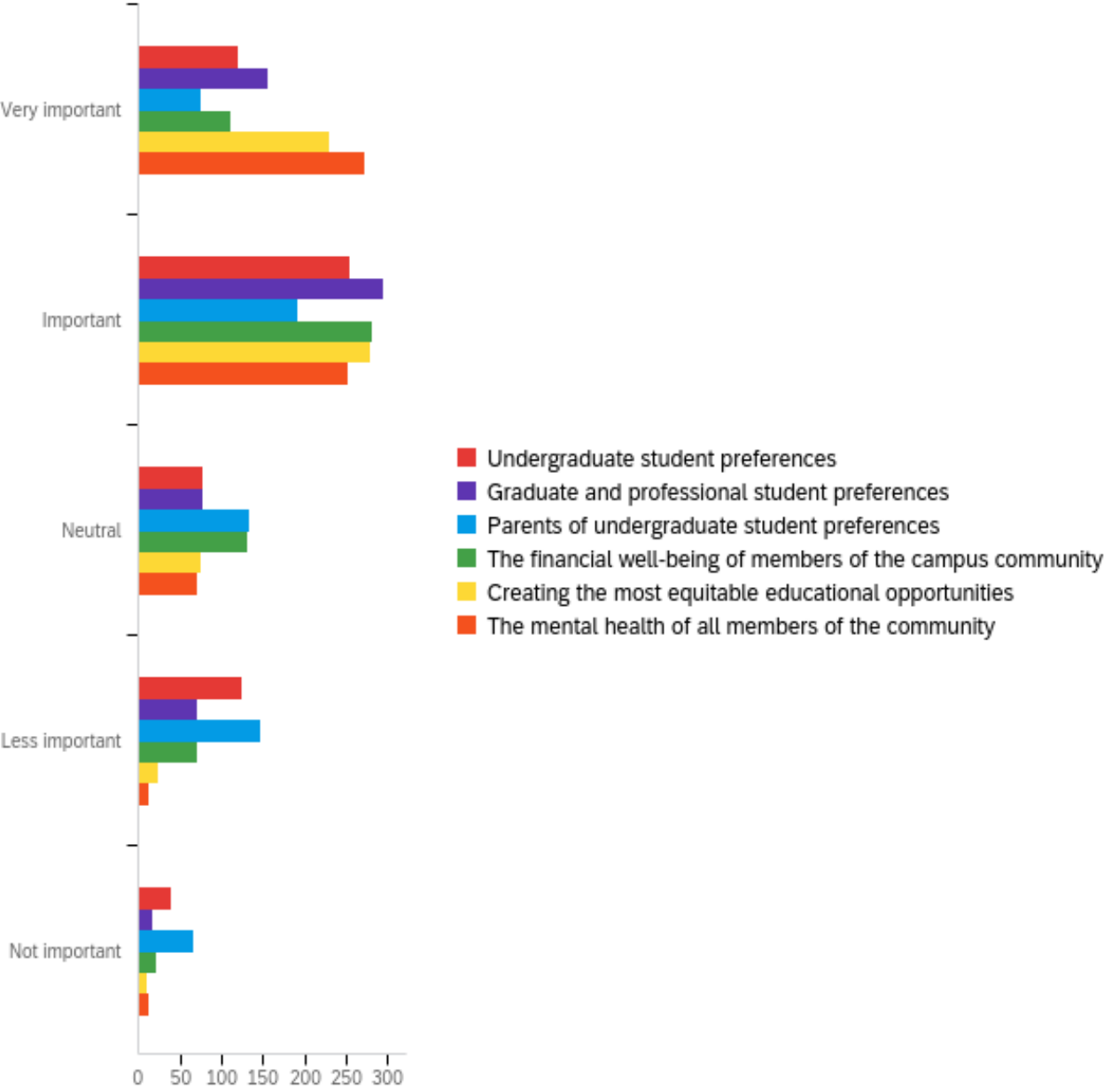
**Q17 - I am comfortable negotiating with my chair or dean to make decisions about how I accomplish my research, teaching, and service obligations for the fall term.**



#	Field	Minimum	Maximum	Mean	Std Deviation	Variance	Count
1	I am comfortable negotiating with my chair or dean to make decisions about how I accomplish my research, teaching, and service obligations for the fall term.	1.00	5.00	2.40	1.09	1.20	625

#	Answer	%	Count
1	Strongly agree	20.96%	131
2	Agree	40.32%	252
3	Not sure	21.76%	136
4	Disagree	12.00%	75
5	Strongly disagree	4.96%	31
	Total	100%	625

**Q18 - Social distancing, hand hygiene, and mask wearing are the main tools available to minimize the risk of becoming ill from COVID-19 until effective treatments or a vaccine are available. Given that no exact time frame exists for when treatments or a vaccine will be available, please rate the extent to which the following should be considered in deciding when to re-open face-to-face instruction on campus.**



#	Field	Minimum	Maximum	Mean	Std Deviation	Variance	Count
1	Undergraduate student preferences	1.00	5.00	2.53	1.20	1.43	617
2	Graduate and professional student preferences	1.00	5.00	2.18	1.03	1.05	616
3	Parents of undergraduate student preferences	1.00	5.00	2.90	1.21	1.47	615
4	The financial well-being of members of the campus community	1.00	5.00	2.36	1.01	1.03	615
5	Creating the most equitable educational opportunities	1.00	5.00	1.87	0.87	0.76	616
6	The mental health of all members of the community	1.00	5.00	1.77	0.87	0.75	619

#	Question	Very important	Important	Neutral	Less important	Not important	Total
1	Undergraduate student preferences	19.45% 120	41.33% 255	12.64% 78	20.10% 124	6.48% 40	617
2	Graduate and professional student preferences	25.49% 157	47.73% 294	12.66% 78	11.36% 70	2.76% 17	616
3	Parents of undergraduate student preferences	12.36% 76	31.22% 192	21.63% 133	23.90% 147	10.89% 67	615
4	The financial well-being of members of the campus community	18.21% 112	45.69% 281	21.30% 131	11.38% 70	3.41% 21	615
5	Creating the most equitable educational opportunities	37.34% 230	45.29% 279	12.18% 75	3.73% 23	1.46% 9	616
6	The mental health of all members of the community	43.94% 272	40.71% 252	11.47% 71	1.94% 12	1.94% 12	619