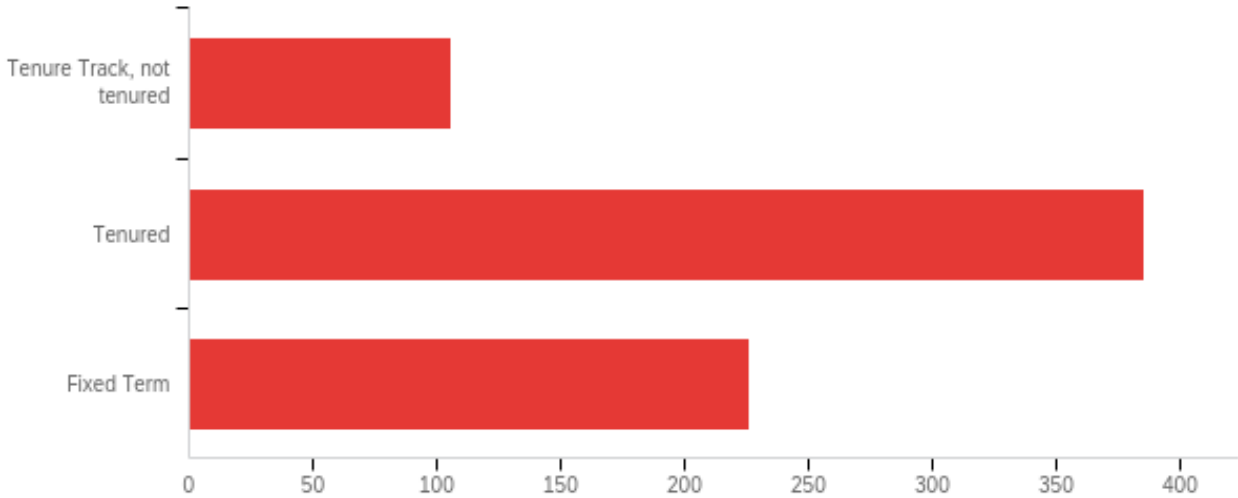


Survey report: Faculty scheduled to teach graduate or professional students in Fall 2020

Faculty survey about returning to teach on campus

June 2020

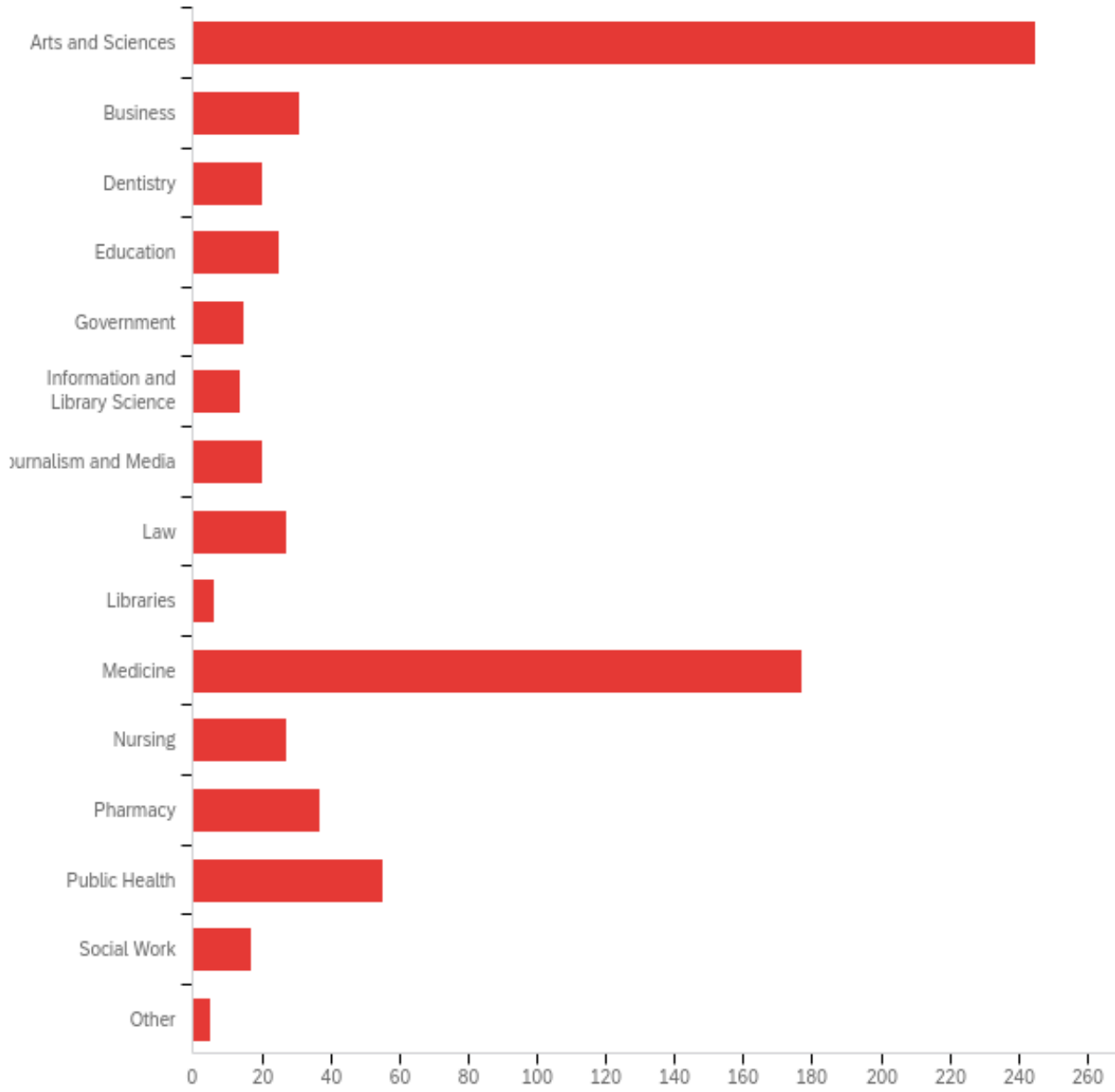
Q1 - My faculty status is:



#	Field	Minimum	Maximum	Mean	Std Deviation	Variance	Count
1	My faculty status is:	1.00	3.00	2.17	0.66	0.43	718

#	Answer	%	Count
1	Tenure Track, not tenured	14.76%	106
2	Tenured	53.76%	386
3	Fixed Term	31.48%	226
	Total	100%	718

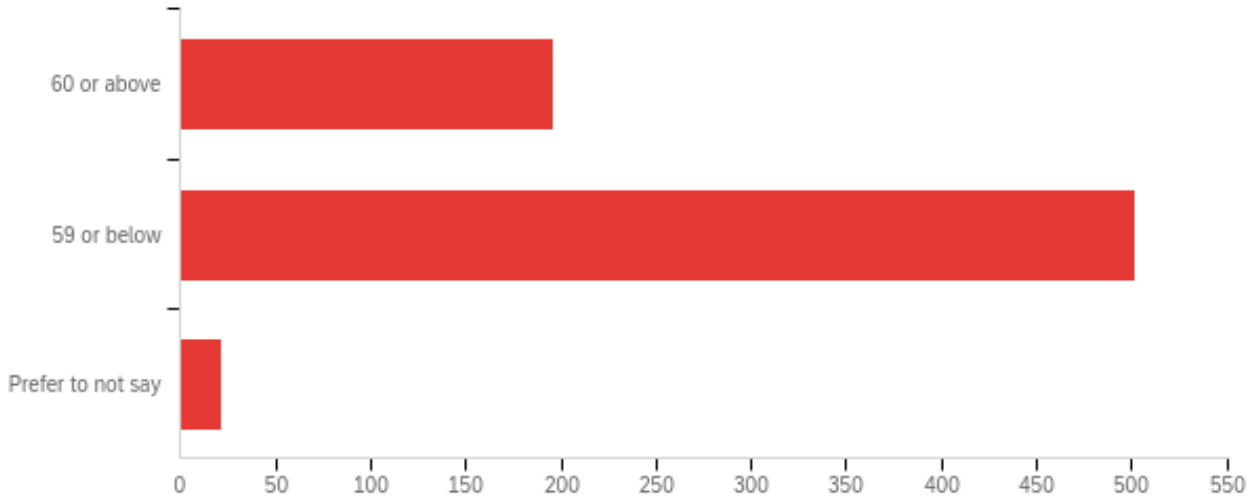
Q2 - My primary academic affiliation is in:



#	Field	Minimum	Maximum	Mean	Std Deviation	Variance	Count
1	My primary academic affiliation is in:	1.00	15.00	6.35	4.72	22.25	721

#	Answer	%	Count
1	Arts and Sciences	33.98%	245
2	Business	4.30%	31
3	Dentistry	2.77%	20
4	Education	3.47%	25
5	Government	2.08%	15
6	Information and Library Science	1.94%	14
7	Journalism and Media	2.77%	20
8	Law	3.74%	27
9	Libraries	0.83%	6
10	Medicine	24.55%	177
11	Nursing	3.74%	27
12	Pharmacy	5.13%	37
13	Public Health	7.63%	55
14	Social Work	2.36%	17
15	Other	0.69%	5
	Total	100%	721

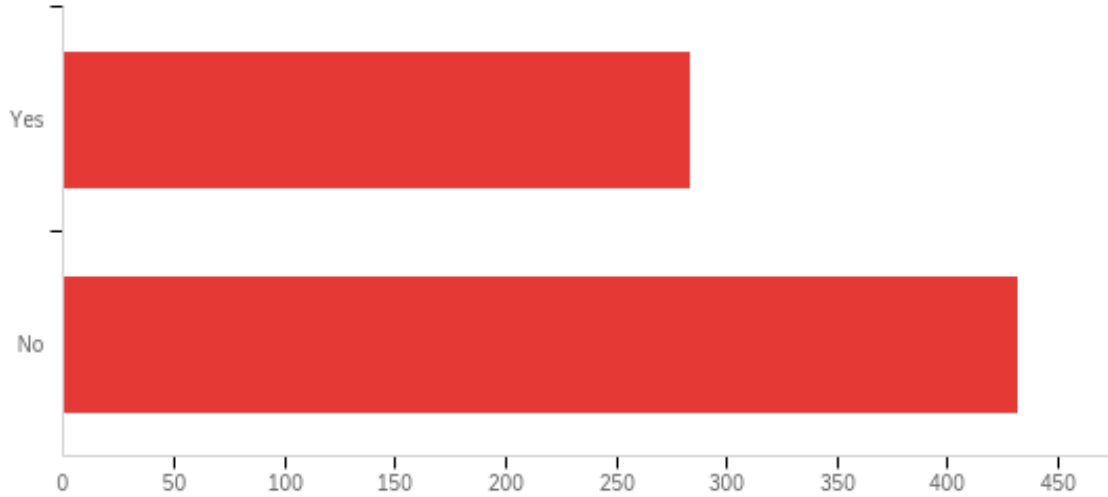
Q3 - My age is:



#	Field	Minimum	Maximum	Mean	Std Deviation	Variance	Count
1	My age is:	1.00	3.00	1.76	0.49	0.24	720

#	Answer	%	Count
1	60 or above	27.22%	196
2	59 or below	69.72%	502
3	Prefer to not say	3.06%	22
	Total	100%	720

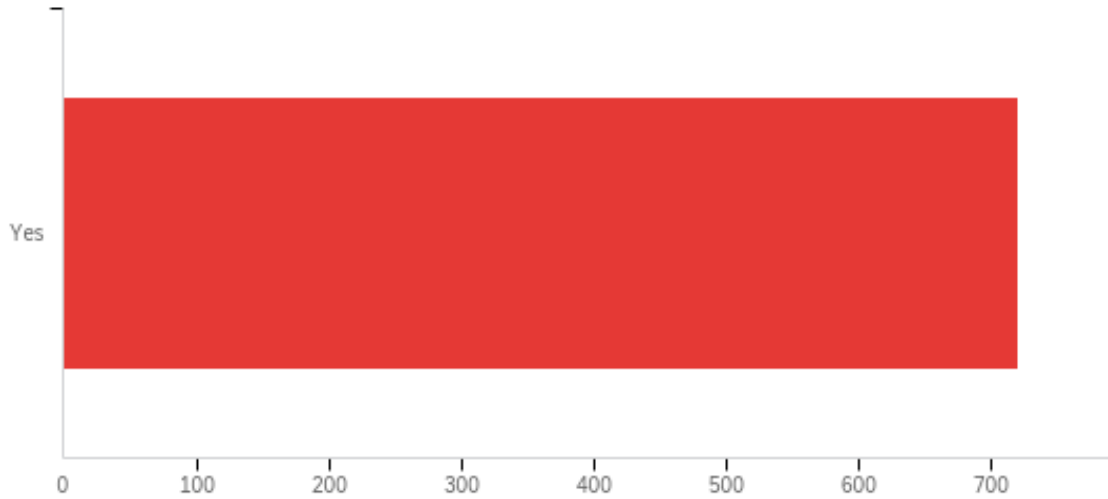
Q4 - I am scheduled to teach undergraduate students in the Fall of 2020.



#	Field	Minimum	Maximum	Mean	Std Deviation	Variance	Count
1	I am scheduled to teach undergraduate students in the Fall of 2020.	1.00	2.00	1.60	0.49	0.24	716

#	Answer	%	Count
1	Yes	39.66%	284
2	No	60.34%	432
	Total	100%	716

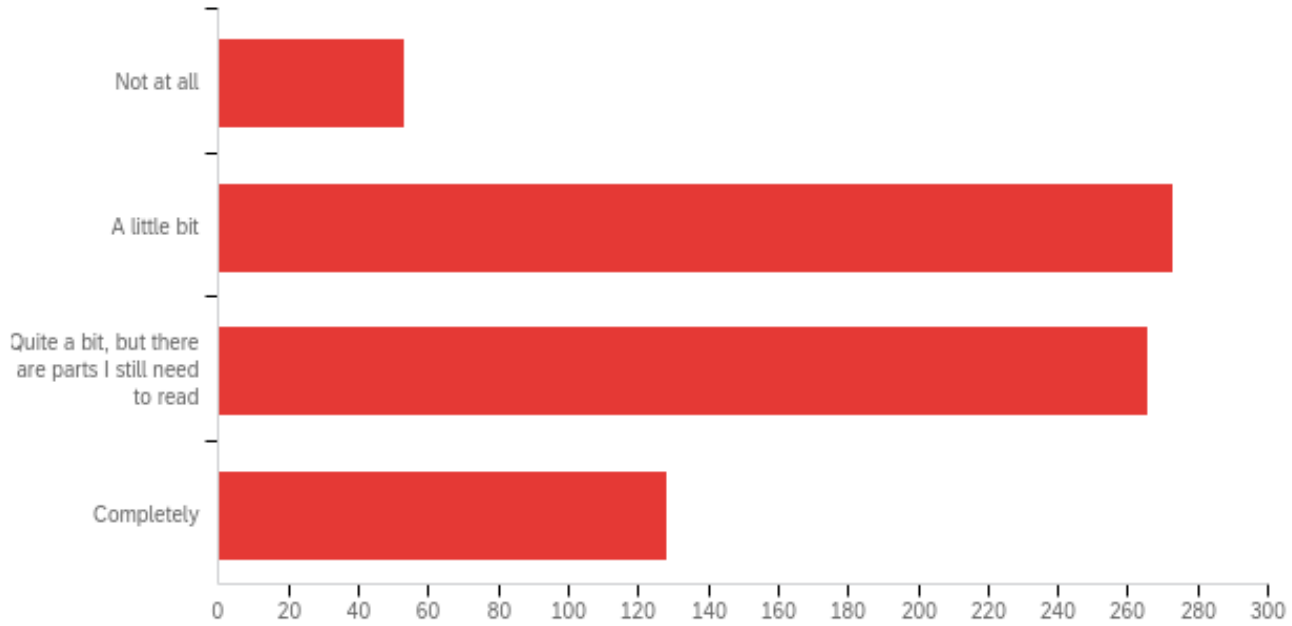
Q5 - I am scheduled to teach graduate or professional students in the Fall of 2020.



#	Field	Minimum	Maximum	Mean	Std Deviation	Variance	Count
1	I am scheduled to teach graduate or professional students in the Fall of 2020.	1.00	1.00	1.00	0.00	0.00	721

#	Answer	%	Count
1	Yes	100.00%	721
	Total	100%	721

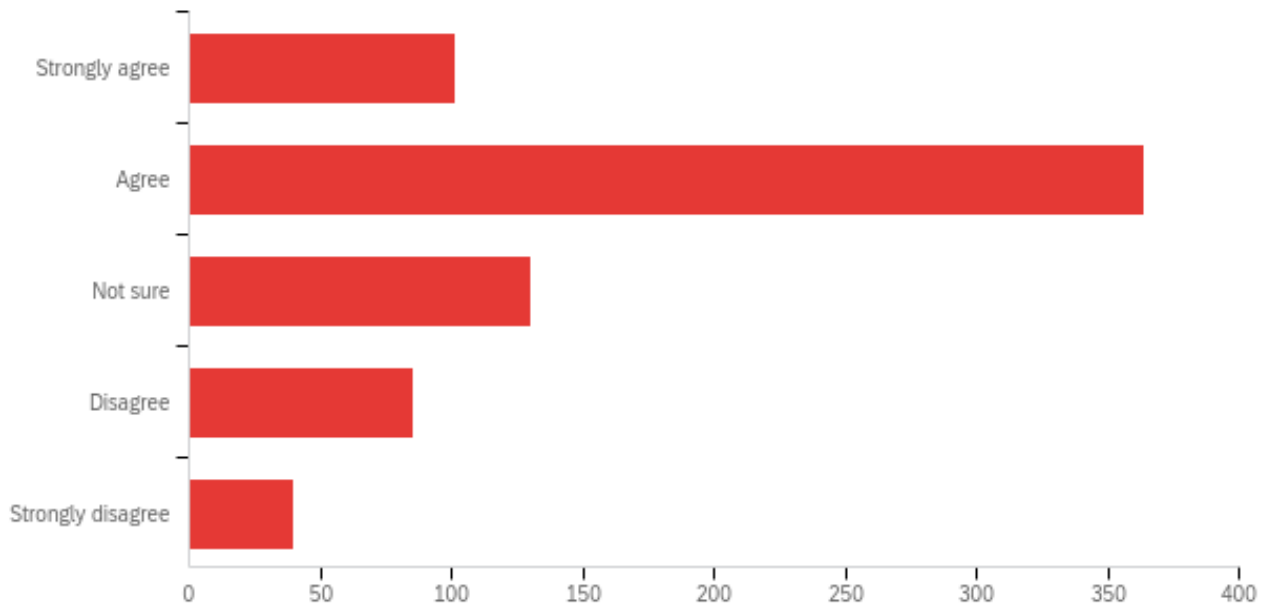
Q6 - I have reviewed the Carolina Together website.



#	Field	Minimum	Maximum	Mean	Std Deviation	Variance	Count
1	I have reviewed the Carolina Together website.	1.00	4.00	2.65	0.85	0.73	720

#	Answer	%	Count
1	Not at all	7.36%	53
2	A little bit	37.92%	273
3	Quite a bit, but there are parts I still need to read	36.94%	266
4	Completely	17.78%	128
	Total	100%	720

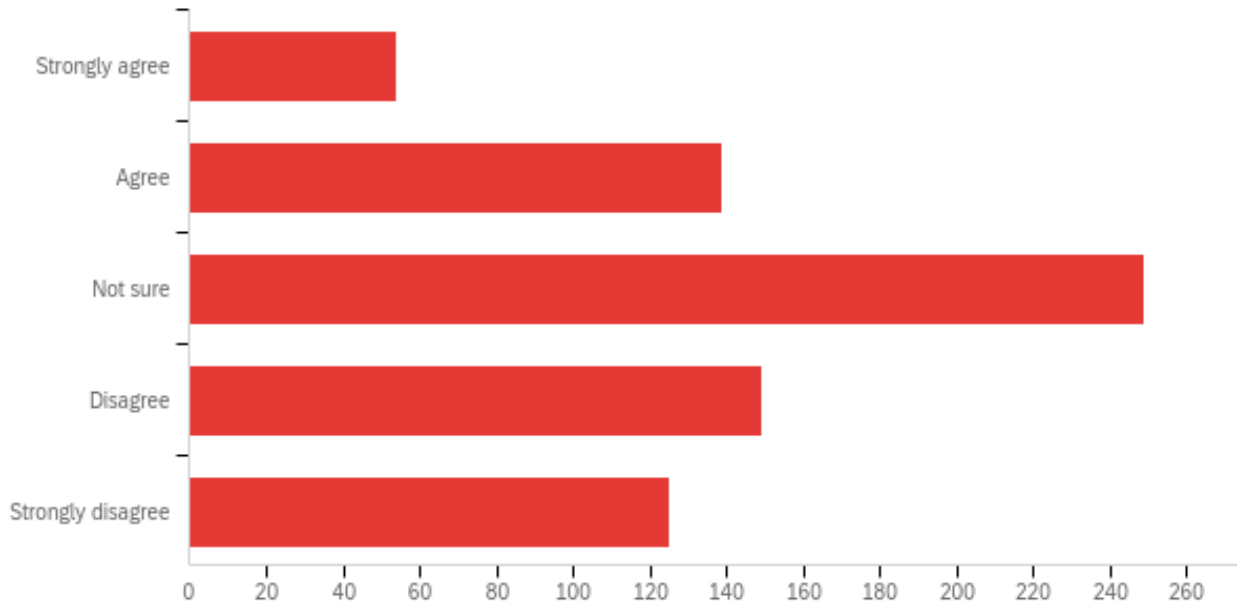
Q7 - I understand what safety precautions are planned for face-to-face teaching in the Fall of 2020.



#	Field	Minimum	Maximum	Mean	Std Deviation	Variance	Count
1	I understand what safety precautions are planned for face-to-face teaching in the Fall of 2020.	1.00	5.00	2.44	1.05	1.10	720

#	Answer	%	Count
1	Strongly agree	14.03%	101
2	Agree	50.56%	364
3	Not sure	18.06%	130
4	Disagree	11.81%	85
5	Strongly disagree	5.56%	40
	Total	100%	720

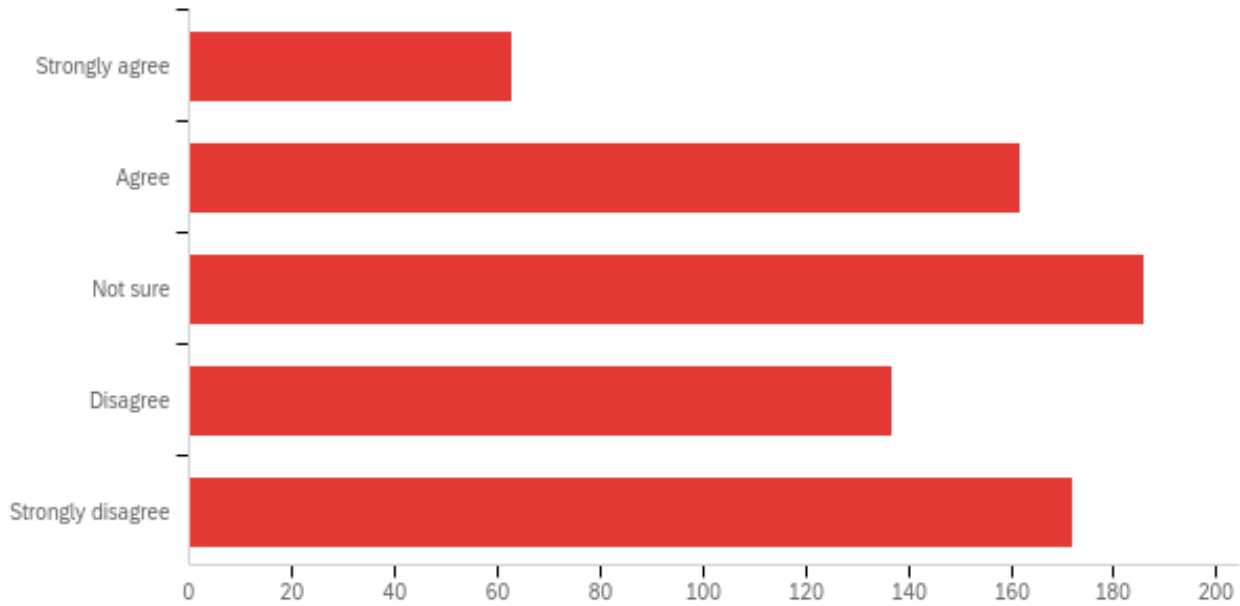
Q8 - I believe the safety precautions that are planned for face-to-face teaching in the Fall of 2020 will reasonably protect me from getting COVID-19.



#	Field	Minimum	Maximum	Mean	Std Deviation	Variance	Count
1	I believe the safety precautions that are planned for face-to-face teaching in the Fall of 2020 will reasonably protect me from getting COVID-19.	1.00	5.00	3.21	1.16	1.36	716

#	Answer	%	Count
1	Strongly agree	7.54%	54
2	Agree	19.41%	139
3	Not sure	34.78%	249
4	Disagree	20.81%	149
5	Strongly disagree	17.46%	125
	Total	100%	716

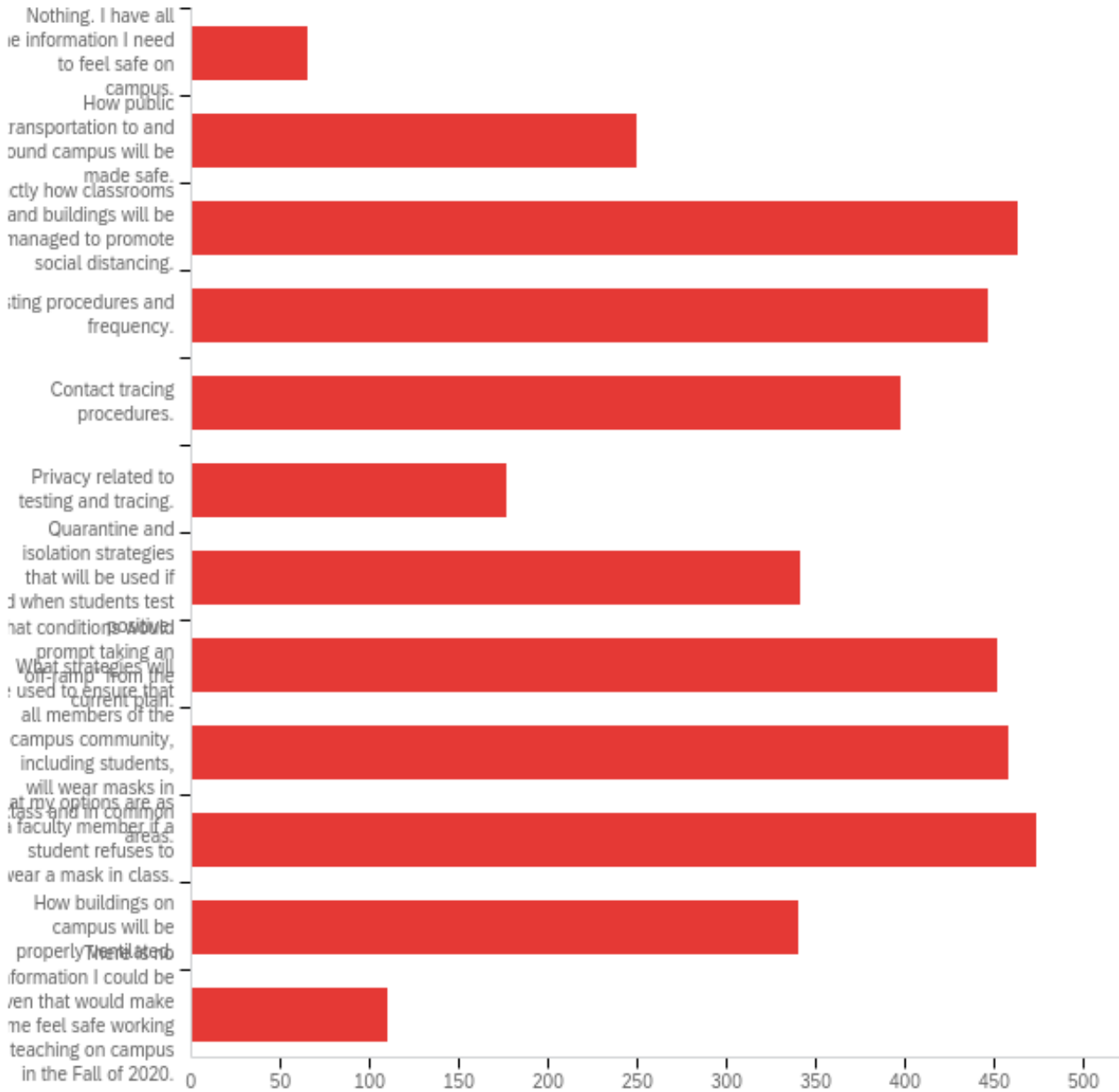
Q9 - I am comfortable teaching on campus in the Fall of 2020 given the safety precautions that are described on the Carolina Together website.



#	Field	Minimum	Maximum	Mean	Std Deviation	Variance	Count
1	I am comfortable teaching on campus in the Fall of 2020 given the safety precautions that are described on the Carolina Together website.	1.00	5.00	3.27	1.28	1.65	720

#	Answer	%	Count
1	Strongly agree	8.75%	63
2	Agree	22.50%	162
3	Not sure	25.83%	186
4	Disagree	19.03%	137
5	Strongly disagree	23.89%	172
	Total	100%	720

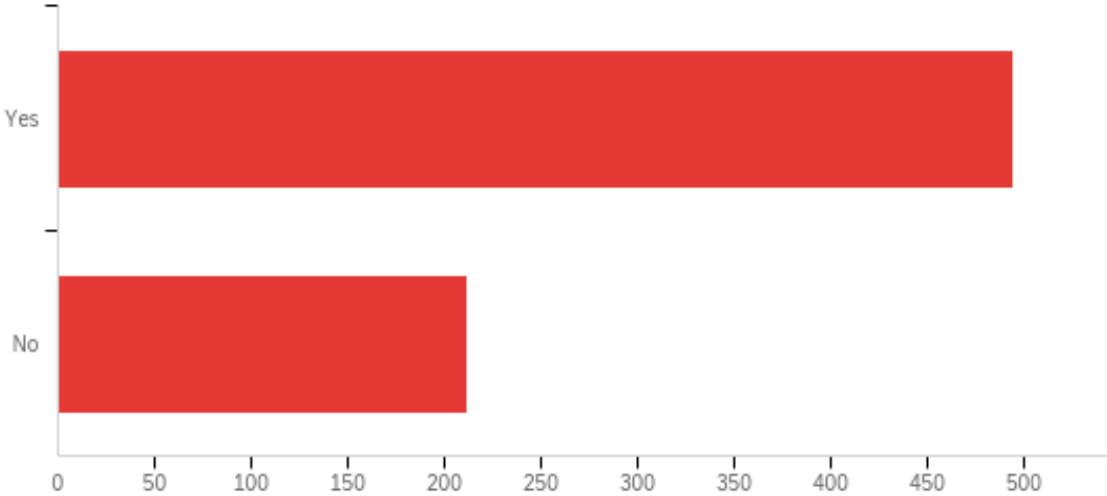
Q10 - In order to feel safe being back on campus to teach, I need more information about: (Select all that apply)



#	Answer	%	Count
1	Nothing. I have all the information I need to feel safe on campus.	1.63%	65
2	How public transportation to and around campus will be made safe.	6.29%	250
3	Exactly how classrooms and buildings will be managed to promote social distancing.	11.67%	464
4	Testing procedures and frequency.	11.24%	447

5	Contact tracing procedures.	10.01%	398
6	Privacy related to testing and tracing.	4.45%	177
7	Quarantine and isolation strategies that will be used if and when students test positive.	8.60%	342
8	What conditions would prompt taking an “off-ramp” from the current plan.	11.37%	452
9	What strategies will be used to ensure that all members of the campus community, including students, will wear masks in class and in common areas.	11.52%	458
10	What my options are as a faculty member if a student refuses to wear a mask in class.	11.92%	474
11	How buildings on campus will be properly ventilated.	8.55%	340
12	There is no information I could be given that would make me feel safe working and teaching on campus in the Fall of 2020.	2.77%	110
	Total	100%	3977

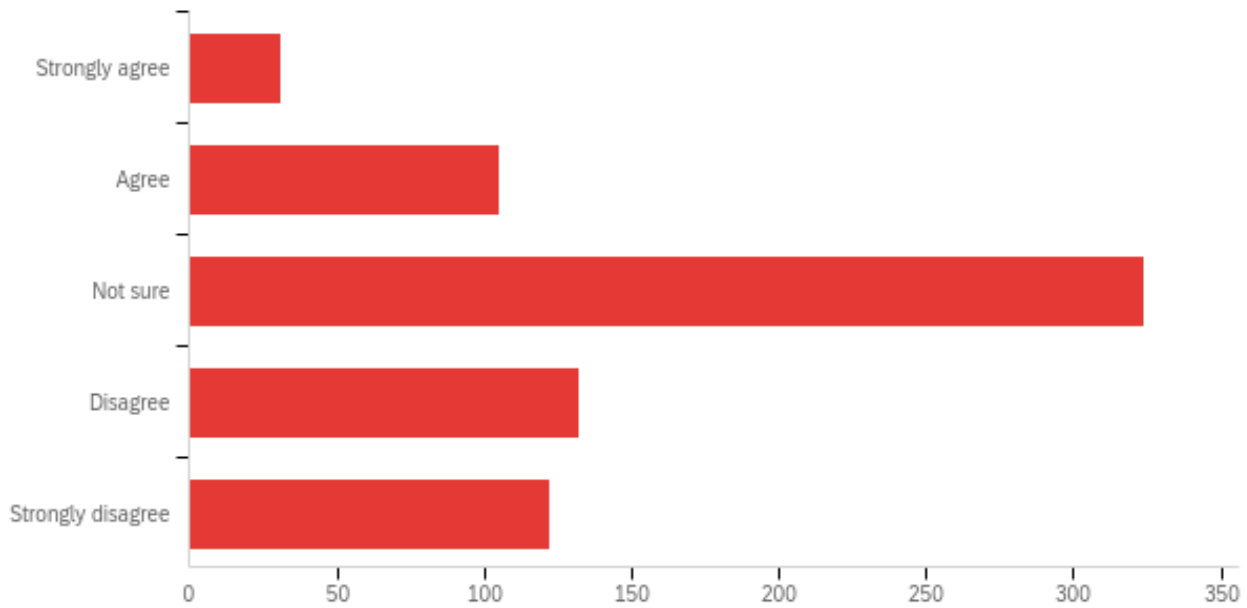
Q11 - I would like to hear directly from the infectious disease and public health experts that the administration has been consulting in a forum that includes a chance for questions and answers.



#	Field	Minimum	Maximum	Mean	Std Deviation	Variance	Count
1	I would like to hear directly from the infectious disease and public health experts that the administration has been consulting in a forum that includes a chance for questions and answers.	1.00	2.00	1.30	0.46	0.21	707

#	Answer	%	Count
1	Yes	70.01%	495
2	No	29.99%	212
	Total	100%	707

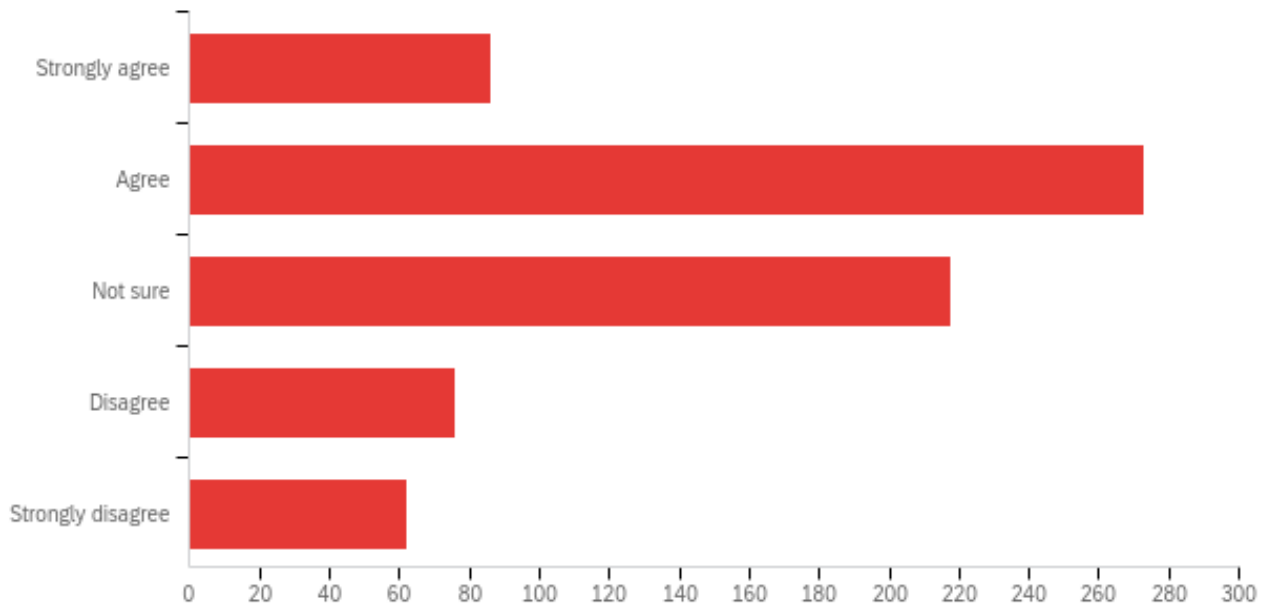
Q12 - I believe the safety of graduate and professional students who interact directly with undergraduates through teaching has been adequately considered.



#	Field	Minimum	Maximum	Mean	Std Deviation	Variance	Count
1	I believe the safety of graduate and professional students who interact directly with undergraduates through teaching has been adequately considered.	1.00	5.00	3.29	1.05	1.10	714

#	Answer	%	Count
1	Strongly agree	4.34%	31
2	Agree	14.71%	105
3	Not sure	45.38%	324
4	Disagree	18.49%	132
5	Strongly disagree	17.09%	122
	Total	100%	714

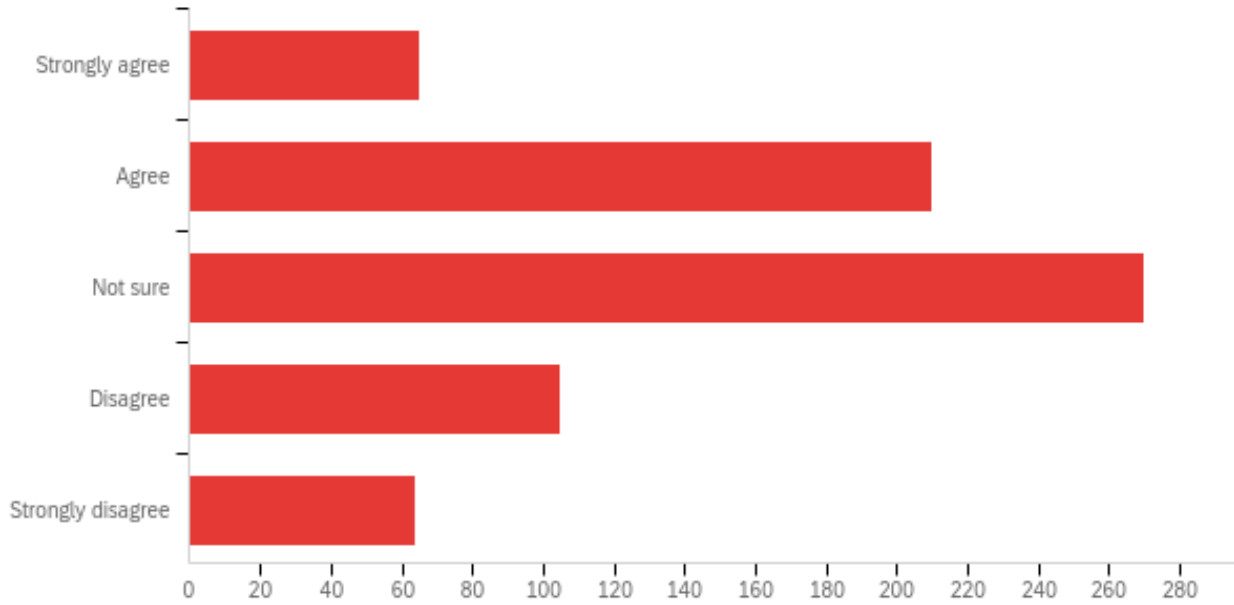
Q13 - I believe I will have enough flexibility to teach in ways that will keep me safe from COVID-19.



#	Field	Minimum	Maximum	Mean	Std Deviation	Variance	Count
1	I believe I will have enough flexibility to teach in ways that will keep me safe from COVID-19.	1.00	5.00	2.66	1.09	1.20	715

#	Answer	%	Count
1	Strongly agree	12.03%	86
2	Agree	38.18%	273
3	Not sure	30.49%	218
4	Disagree	10.63%	76
5	Strongly disagree	8.67%	62
	Total	100%	715

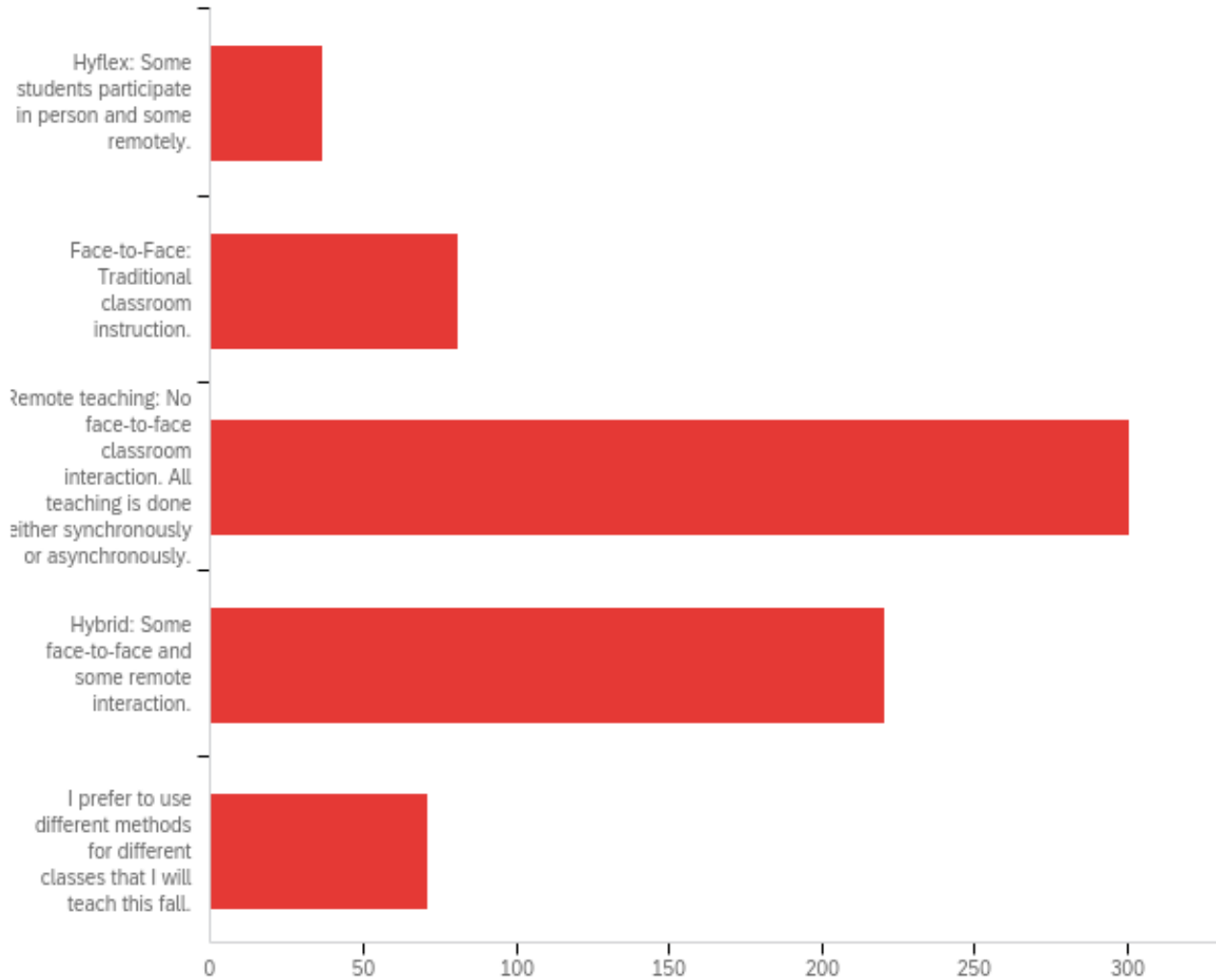
Q14 - I believe I will be able to influence whether I teach on campus in the Fall of 2020.



#	Field	Minimum	Maximum	Mean	Std Deviation	Variance	Count
1	I believe I will be able to influence whether I teach on campus in the Fall of 2020.	1.00	5.00	2.85	1.07	1.14	714

#	Answer	%	Count
1	Strongly agree	9.10%	65
2	Agree	29.41%	210
3	Not sure	37.82%	270
4	Disagree	14.71%	105
5	Strongly disagree	8.96%	64
	Total	100%	714

Q15 - The teaching method I most prefer to use this fall is:

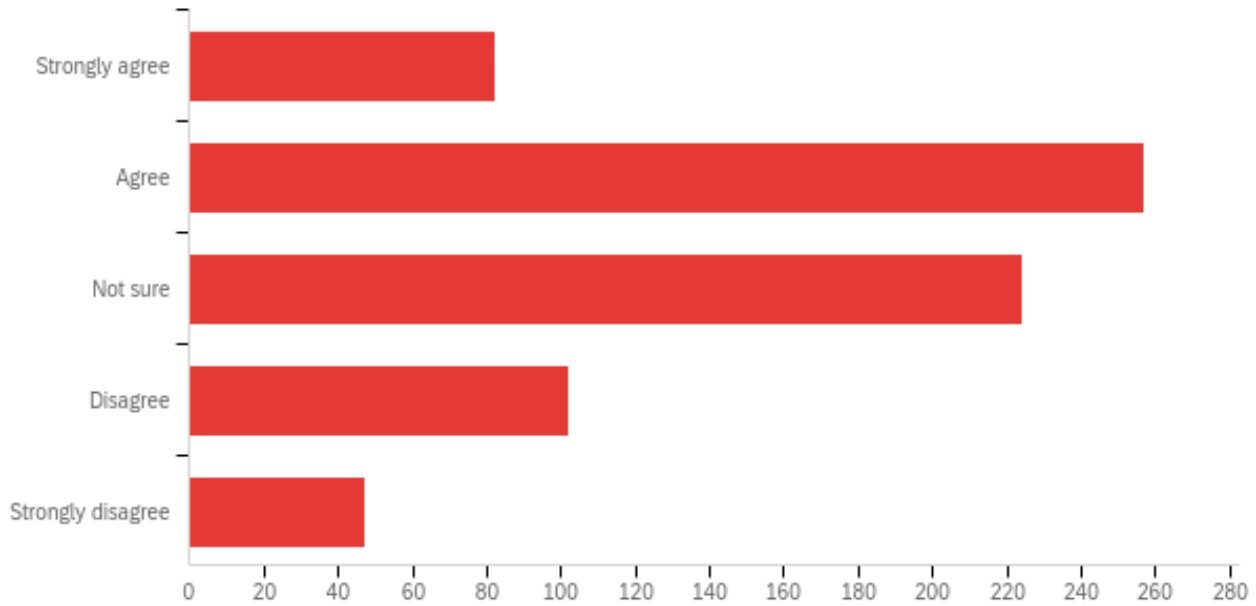


#	Field	Minimum	Maximum	Mean	Std Deviation	Variance	Count
1	The teaching method I most prefer to use this fall is:	1.00	5.00	3.29	0.97	0.95	711

#	Answer	%	Count
1	Hyflex: Some students participate in person and some remotely.	5.20%	37
2	Face-to-Face: Traditional classroom instruction.	11.39%	81
3	Remote teaching: No face-to-face classroom interaction. All teaching is done either synchronously or asynchronously.	42.33%	301

4	Hybrid: Some face-to-face and some remote interaction.	31.08%	221
5	I prefer to use different methods for different classes that I will teach this fall.	9.99%	71
	Total	100%	711

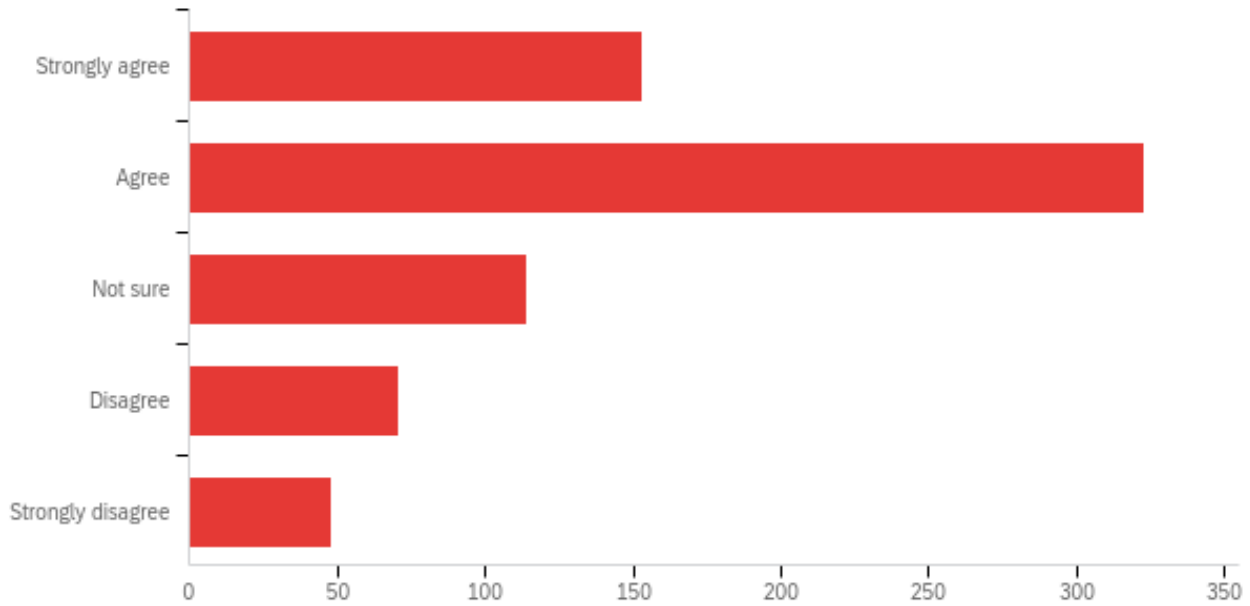
Q16 - I believe I will be able to choose the teaching methods that are most pedagogically sound for the courses I will be teaching.



#	Field	Minimum	Maximum	Mean	Std Deviation	Variance	Count
1	I believe I will be able to choose the teaching methods that are most pedagogically sound for the courses I will be teaching.	1.00	5.00	2.68	1.06	1.13	712

#	Answer	%	Count
1	Strongly agree	11.52%	82
2	Agree	36.10%	257
3	Not sure	31.46%	224
4	Disagree	14.33%	102
5	Strongly disagree	6.60%	47
	Total	100%	712

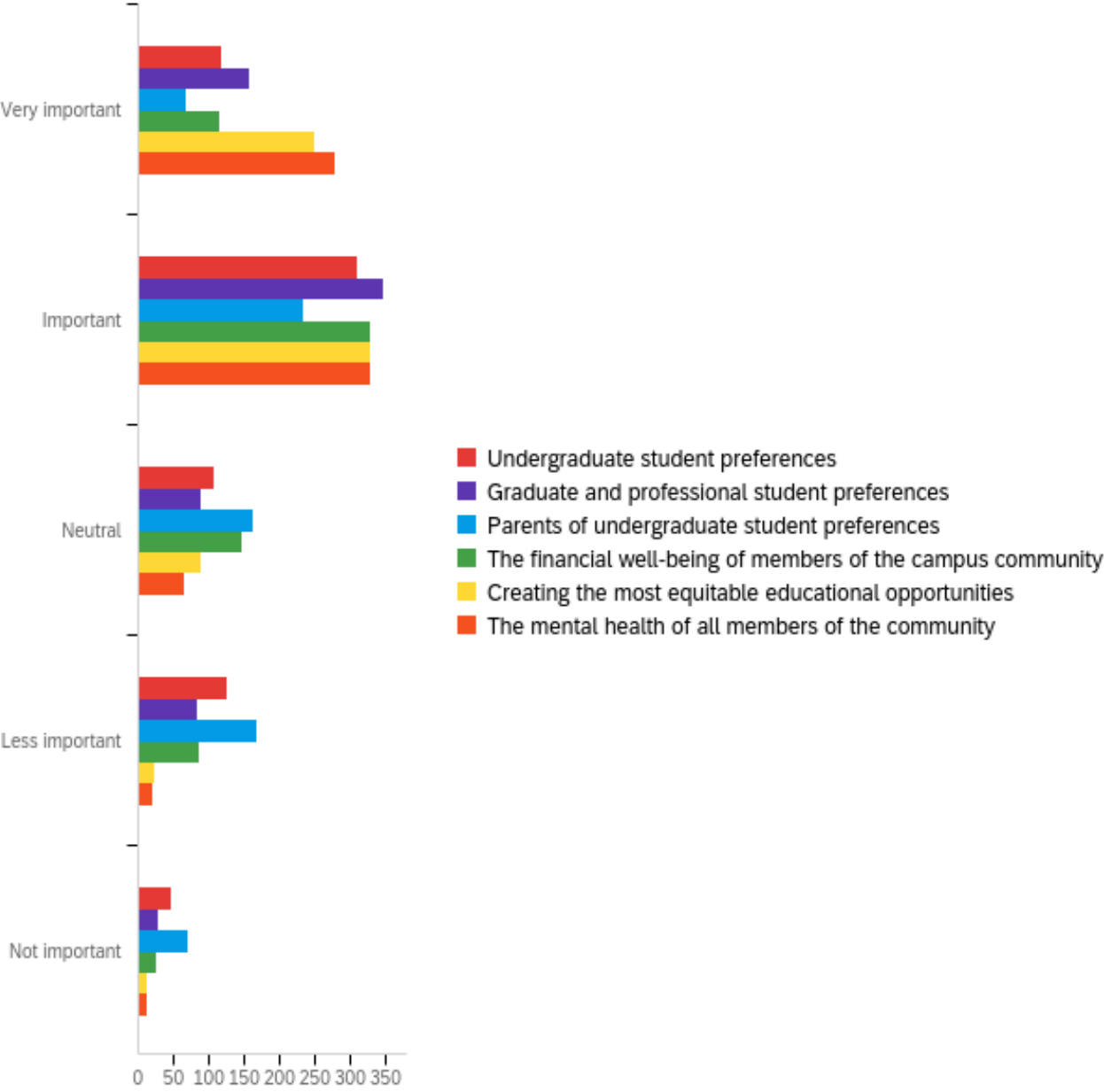
Q17 - I am comfortable negotiating with my chair or dean to make decisions about how I accomplish my research, teaching, and service obligations for the fall term.



#	Field	Minimum	Maximum	Mean	Std Deviation	Variance	Count
1	I am comfortable negotiating with my chair or dean to make decisions about how I accomplish my research, teaching, and service obligations for the fall term.	1.00	5.00	2.35	1.12	1.27	709

#	Answer	%	Count
1	Strongly agree	21.58%	153
2	Agree	45.56%	323
3	Not sure	16.08%	114
4	Disagree	10.01%	71
5	Strongly disagree	6.77%	48
	Total	100%	709

Q18 - Social distancing, hand hygiene, and mask wearing are the main tools available to minimize the risk of becoming ill from COVID-19 until effective treatments or a vaccine are available. Given that no exact time frame exists for when treatments or a vaccine will be available, please rate the extent to which the following should be considered in deciding when to re-open face-to-face instruction on campus.



#	Field	Minimum	Maximum	Mean	Std Deviation	Variance	Count
1	Undergraduate student preferences	1.00	5.00	2.54	1.15	1.33	702

2	Graduate and professional student preferences	1.00	5.00	2.26	1.05	1.11	700
3	Parents of undergraduate student preferences	1.00	5.00	2.91	1.16	1.35	699
4	The financial well-being of members of the campus community	1.00	5.00	2.40	1.01	1.03	700
5	Creating the most equitable educational opportunities	1.00	5.00	1.89	0.87	0.76	700
6	The mental health of all members of the community	1.00	5.00	1.81	0.86	0.74	704

#	Question	Very important		Important		Neutral		Less important		Not important		Total
1	Undergraduate student preferences	16.67%	117	43.87%	308	15.10%	106	17.81%	125	6.55%	46	702
2	Graduate and professional student preferences	22.43%	157	49.29%	345	12.43%	87	12.00%	84	3.86%	27	700
3	Parents of undergraduate student preferences	9.73%	68	33.48%	234	23.18%	162	23.75%	166	9.87%	69	699
4	The financial well-being of members of the campus community	16.43%	115	47.00%	329	20.71%	145	12.29%	86	3.57%	25	700
5	Creating the most equitable educational opportunities	35.57%	249	47.00%	329	12.43%	87	3.14%	22	1.86%	13	700
6	The mental health of all members of the community	39.49%	278	46.45%	327	9.23%	65	2.98%	21	1.85%	13	704